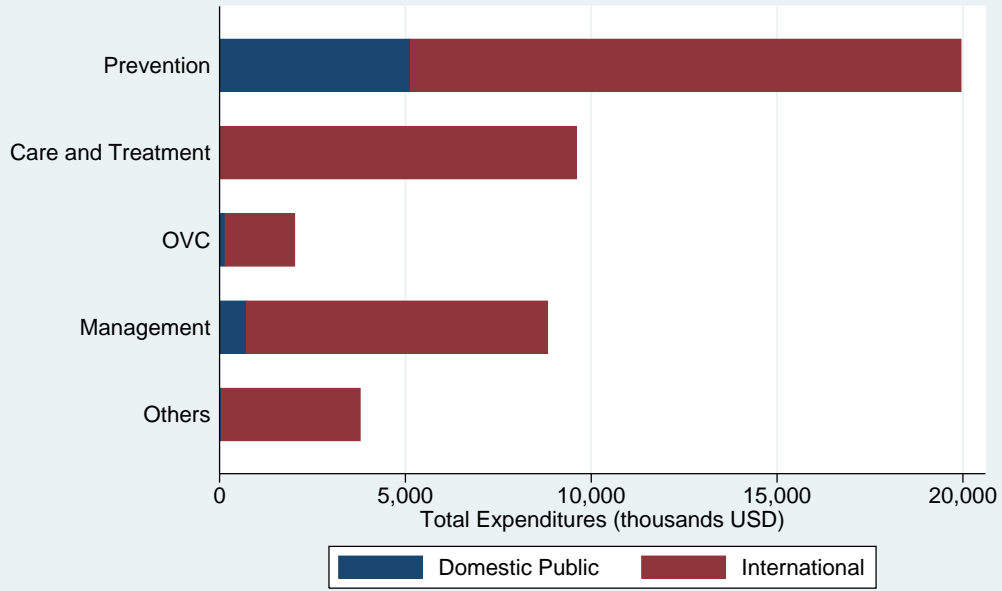
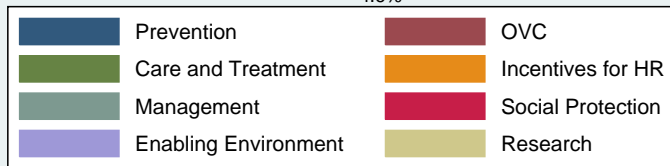
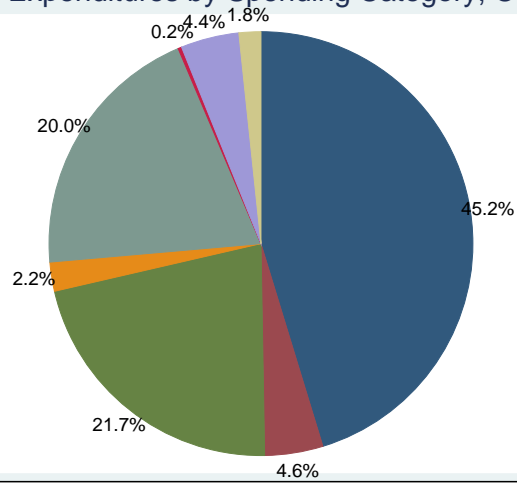


Expenditures by Finance Source and Spending Category Cambodia, 2006



Source: Detailed spending data in the AIDS Funding Matrix attached

Distribution of Expenditures by Spending Category, Cambodia 2006



Domestic Public Expenditure = 6055310 USD (14 %)
International Expenditures = 38124123 USD (86 %)
Source: Detailed spending data in the AIDS Funding Matrix attached

AIDS spending by categories and financing sources

| AIDS Spending Category / Finance Sources (USD) | Total | Domestic Public | Central National | Sub National | Dev. Bank Reimbursable | All Other Public | Social Security | International | Bilaterals | UN Agencies Multilaterals | Global Fund | Dev Bank Non Reimbursable | All Other Multilateral | All Other International | Private | Corporations | Consumer Out of pocket | All Other Private |
|---|------------|-----------------|------------------|--------------|------------------------|------------------|-----------------|---------------|------------|---------------------------|-------------|---------------------------|------------------------|-------------------------|-----------|--------------|------------------------|-------------------|
| TOTAL | 46,219,589 | 6,055,310 | 6,055,310 | 0 | 0 | 0 | 0 | 38,124,123 | 18,768,575 | 8,463,587 | 9,479,207 | 0 | 0 | 1,392,754 | 2,040,156 | 2,040,156 | 0 | 0 |
| 1. Prevention | 20,775,489 | 5,133,639 | 5,133,639 | 0 | 0 | 0 | 0 | 14,813,895 | 7,122,992 | 3,048,158 | 3,958,634 | 0 | 0 | 684,111 | 827,955 | 827,955 | 0 | 0 |
| 1.01 Communication for social and behavioral change | 723,167 | 0 | 0 | 0 | 0 | 0 | 0 | 685,469 | 20,964 | 346,723 | 180,242 | 0 | 0 | 137,540 | 37,698 | 37,698 | 0 | 0 |
| 1.02 Community mobilization | 162,988 | 9,920 | 9,920 | 0 | 0 | 0 | 0 | 146,763 | 17,628 | 30,471 | 30,143 | 0 | 0 | 68,521 | 6,305 | 6,305 | 0 | 0 |
| 1.03 Voluntary counselling and testing | 2,587,065 | 0 | 0 | 0 | 0 | 0 | 0 | 2,586,887 | 1,646,000 | 940,034 | 853 | 0 | 0 | 178 | 178 | 178 | 0 | 0 |
| 1.04 Risk-reduction for vulnerable and special populations | 216,117 | 0 | 0 | 0 | 0 | 0 | 0 | 213,278 | 0 | 87,656 | 13,572 | 0 | 0 | 112,050 | 2,839 | 2,839 | 0 | 0 |
| 1.05. Prevention - Youth in school | 2,237,551 | 0 | 0 | 0 | 0 | 0 | 0 | 1,907,462 | 155,000 | 174,235 | 1,578,227 | 0 | 0 | 330,089 | 330,089 | 330,089 | 0 | 0 |
| 1.06 Prevention - Youth out-of-school | 1,486,466 | 0 | 0 | 0 | 0 | 0 | 0 | 1,322,243 | 255,000 | 282,057 | 785,186 | 0 | 0 | 164,223 | 164,223 | 164,223 | 0 | 0 |
| 1.07 Prevention of HIV transmission aimed at persons living with HIV | 60,526 | 0 | 0 | 0 | 0 | 0 | 0 | 57,376 | 0 | 42,319 | 15,057 | 0 | 0 | 3,149 | 3,149 | 3,149 | 0 | 0 |
| 1.08 Programs for sex workers and their clients | 185,013 | 0 | 0 | 0 | 0 | 0 | 0 | 155,109 | 0 | 12,129 | 142,980 | 0 | 0 | 29,904 | 29,904 | 29,904 | 0 | 0 |
| 1.09 Programs for MSM | 17,377 | 0 | 0 | 0 | 0 | 0 | 0 | 15,990 | 0 | 9,360 | 6,630 | 0 | 0 | 1,387 | 1,387 | 1,387 | 0 | 0 |
| 1.10 Harm reduction programs for IDUs | 455,431 | 0 | 0 | 0 | 0 | 0 | 0 | 455,200 | 378,000 | 76,098 | 1,102 | 0 | 0 | 231 | 231 | 231 | 0 | 0 |
| 1.11 Workplace activities | 189,576 | 0 | 0 | 0 | 0 | 0 | 0 | 184,966 | 0 | 162,923 | 22,043 | 0 | 0 | 4,610 | 4,610 | 4,610 | 0 | 0 |
| 1.12 Condom social marketing | 4,344,051 | 0 | 0 | 0 | 0 | 0 | 0 | 4,343,420 | 3,974,400 | 0 | 3,020 | 0 | 0 | 366,000 | 632 | 632 | 0 | 0 |
| 1.13 Public and commercial sector condom provision | 383 | 0 | 0 | 0 | 0 | 0 | 0 | 301 | 0 | 0 | 301 | 0 | 0 | 63 | 63 | 63 | 0 | 0 |
| 1.14 Female condom | 44,697 | 0 | 0 | 0 | 0 | 0 | 0 | 36,966 | 0 | 0 | 36,966 | 0 | 0 | 7,731 | 7,731 | 7,731 | 0 | 0 |
| 1.15 Microbicides | 267,558 | 0 | 0 | 0 | 0 | 0 | 0 | 265,045 | 0 | 253,028 | 12,017 | 0 | 0 | 2,513 | 2,513 | 2,513 | 0 | 0 |
| 1.16 Prevention, Diagnosis and treatment of Sexually Transmitted Infections (STI) | 6,270,929 | 4,129,509 | 4,129,509 | 0 | 0 | 0 | 0 | 1,941,537 | 676,000 | 309,851 | 955,686 | 0 | 0 | 199,883 | 199,883 | 199,883 | 0 | 0 |
| 1.18 Blood safety | 63,782 | 0 | 0 | 0 | 0 | 0 | 0 | 63,762 | 0 | 63,762 | 0 | 0 | 0 | 0 | 0 | 0 | 0 | 0 |
| 1.19 Post-exposure prophylaxis | 2,529 | 0 | 0 | 0 | 0 | 0 | 0 | 2,091 | 0 | 0 | 2,091 | 0 | 0 | 437 | 437 | 437 | 0 | 0 |
| 1.20 Safe medical injections | 1,455,520 | 994,210 | 994,210 | 0 | 0 | 0 | 0 | 426,059 | 0 | 257,512 | 168,547 | 0 | 0 | 35,252 | 35,252 | 35,252 | 0 | 0 |
| 1.98 Prevention activities not specified by kind | 4,801 | 0 | 0 | 0 | 0 | 0 | 0 | 3,970 | 0 | 0 | 3,970 | 0 | 0 | 830 | 830 | 830 | 0 | 0 |
| 2. Care and Treatment | 9,768,778 | 0 | 0 | 0 | 0 | 0 | 0 | 9,603,409 | 5,303,000 | 3,509,740 | 790,669 | 0 | 0 | 165,370 | 165,370 | 165,370 | 0 | 0 |
| 2.01 Outpatient care | 9,451,607 | 0 | 0 | 0 | 0 | 0 | 0 | 9,314,801 | 5,303,000 | 3,357,704 | 654,097 | 0 | 0 | 136,805 | 136,805 | 136,805 | 0 | 0 |
| 2.01.01 Provider initiated testing | 18,598 | 0 | 0 | 0 | 0 | 0 | 0 | 15,381 | 0 | 0 | 15,381 | 0 | 0 | 3,217 | 3,217 | 3,217 | 0 | 0 |
| 2.01.02 Opportunistic infection (OI) prophylaxis | 37,057 | 0 | 0 | 0 | 0 | 0 | 0 | 30,647 | 0 | 0 | 30,647 | 0 | 0 | 6,410 | 6,410 | 6,410 | 0 | 0 |
| 2.01.03 Antiretroviral therapy | 2,776,928 | 0 | 0 | 0 | 0 | 0 | 0 | 2,708,388 | 1,856,000 | 524,680 | 327,708 | 0 | 0 | 68,541 | 68,541 | 68,541 | 0 | 0 |
| 2.01.04 Nutritional support associated to ARV therapy | 452,921 | 0 | 0 | 0 | 0 | 0 | 0 | 432,290 | 0 | 333,647 | 98,643 | 0 | 0 | 20,631 | 20,631 | 20,631 | 0 | 0 |
| 2.01.05 Specific HIV laboratory monitoring | 683,806 | 0 | 0 | 0 | 0 | 0 | 0 | 675,191 | 634,000 | 0 | 41,191 | 0 | 0 | 8,615 | 8,615 | 8,615 | 0 | 0 |
| 2.01.06 Dental care | 1,272 | 0 | 0 | 0 | 0 | 0 | 0 | 1,052 | 0 | 0 | 1,052 | 0 | 0 | 220 | 220 | 220 | 0 | 0 |
| 2.01.07 Psychological treatment and support services | 12,612 | 0 | 0 | 0 | 0 | 0 | 0 | 10,430 | 0 | 0 | 10,430 | 0 | 0 | 2,181 | 2,181 | 2,181 | 0 | 0 |
| 2.01.08 Palliative care | 16,429 | 0 | 0 | 0 | 0 | 0 | 0 | 13,587 | 0 | 0 | 13,587 | 0 | 0 | 2,842 | 2,842 | 2,842 | 0 | 0 |
| 2.01.09 Home-based care | 2,834,597 | 0 | 0 | 0 | 0 | 0 | 0 | 2,830,861 | 2,813,000 | 0 | 17,861 | 0 | 0 | 3,736 | 3,736 | 3,736 | 0 | 0 |
| 2.01.10 Alternative and informal care and treatment services | 2,576,419 | 0 | 0 | 0 | 0 | 0 | 0 | 2,563,093 | 0 | 2,499,377 | 63,716 | 0 | 0 | 13,326 | 13,326 | 13,326 | 0 | 0 |
| 2.01.99 Outpatient Care services: not elsewhere classified | 40,967 | 0 | 0 | 0 | 0 | 0 | 0 | 33,881 | 0 | 0 | 33,881 | 0 | 0 | 7,086 | 7,086 | 7,086 | 0 | 0 |
| 2.02 In-patient care | 144,391 | 0 | 0 | 0 | 0 | 0 | 0 | 119,415 | 0 | 0 | 119,415 | 0 | 0 | 24,976 | 24,976 | 24,976 | 0 | 0 |
| 2.02.1 Opportunistic infection (OI) treatment | 144,391 | 0 | 0 | 0 | 0 | 0 | 0 | 119,415 | 0 | 0 | 119,415 | 0 | 0 | 24,976 | 24,976 | 24,976 | 0 | 0 |
| 2.99 Others / not-elsewhere classified | 172,781 | 0 | 0 | 0 | 0 | 0 | 0 | 169,192 | 0 | 152,036 | 17,156 | 0 | 0 | 3,588 | 3,588 | 3,588 | 0 | 0 |

AIDS spending by categories and financing sources

| AIDS Spending Category / Finance Sources (USD) | Total | Domestic Public | Central National | Sub National | Dev. Bank Reimbursable | All Other Public | Social Security | International | Bilaterals | UN Agencies Multilaterals | Global Fund | Dev Bank Non Reimbursable | All Other Multilateral | All Other International | Private | Corporations | Consumer Out of pocket | All Other Private |
|---|-----------|-----------------|------------------|--------------|------------------------|------------------|-----------------|---------------|------------|---------------------------|-------------|---------------------------|------------------------|-------------------------|---------|--------------|------------------------|-------------------|
| 3. Orphans and Vulnerable Children | 2,177,112 | 150,426 | 150,426 | 0 | 0 | 0 | 0 | 1,868,714 | 0 | 1,113,413 | 755,301 | 0 | 0 | 0 | 157,972 | 157,972 | 0 | 0 |
| 3.98 OVC not specified by kind | 2,177,112 | 150,426 | 150,426 | 0 | 0 | 0 | 0 | 1,868,714 | 0 | 1,113,413 | 755,301 | 0 | 0 | 0 | 157,972 | 157,972 | 0 | 0 |
| 4. Program Management and Administration Strengthening | 9,133,465 | 723,104 | 723,104 | 0 | 0 | 0 | 0 | 8,102,706 | 6,098,076 | 381,283 | 1,470,970 | 0 | 0 | 152,377 | 307,656 | 307,656 | 0 | 0 |
| 4.01 Programme management | 3,564,228 | 672,962 | 672,962 | 0 | 0 | 0 | 0 | 2,651,520 | 1,318,788 | 186,454 | 1,146,278 | 0 | 0 | 0 | 239,746 | 239,746 | 0 | 0 |
| 4.02 Planning and coordination | 1,170,868 | 50,142 | 50,142 | 0 | 0 | 0 | 0 | 1,119,351 | 983,038 | 8,447 | 6,576 | 0 | 0 | 121,290 | 1,375 | 1,375 | 0 | 0 |
| 4.03 Monitoring and evaluation | 1,746,372 | 0 | 0 | 0 | 0 | 0 | 0 | 1,706,362 | 1,461,895 | 22,081 | 191,298 | 0 | 0 | 31,087 | 40,010 | 40,010 | 0 | 0 |
| 4.04 Operations research | 8,836 | 0 | 0 | 0 | 0 | 0 | 0 | 7,307 | 0 | 0 | 7,307 | 0 | 0 | 0 | 1,528 | 1,528 | 0 | 0 |
| 4.05 Serological-surveillance (Serosurveillance) | 251,777 | 0 | 0 | 0 | 0 | 0 | 0 | 242,821 | 200,000 | 0 | 42,821 | 0 | 0 | 0 | 8,956 | 8,956 | 0 | 0 |
| 4.06 HIV drug-resistance surveillance | 2,268,520 | 0 | 0 | 0 | 0 | 0 | 0 | 2,264,216 | 2,100,788 | 142,849 | 20,579 | 0 | 0 | 0 | 4,304 | 4,304 | 0 | 0 |
| 4.07 Drug supply systems | 35,578 | 0 | 0 | 0 | 0 | 0 | 0 | 33,015 | 20,759 | 0 | 12,256 | 0 | 0 | 0 | 2,563 | 2,563 | 0 | 0 |
| 4.08 Information technology | 11,708 | 0 | 0 | 0 | 0 | 0 | 0 | 9,683 | 0 | 0 | 9,683 | 0 | 0 | 0 | 2,025 | 2,025 | 0 | 0 |
| 4.09 Supervision of personnel and patient tracking | 75,580 | 0 | 0 | 0 | 0 | 0 | 0 | 68,432 | 12,808 | 21,452 | 34,172 | 0 | 0 | 0 | 7,147 | 7,147 | 0 | 0 |
| 5. Incentives for Human Resources | 1,082,450 | 48,142 | 48,142 | 0 | 0 | 0 | 0 | 911,878 | 133,637 | 192,878 | 585,363 | 0 | 0 | 0 | 122,430 | 122,430 | 0 | 0 |
| 5.98 Incentives for Human Resources not specified by kind | 1,082,450 | 48,142 | 48,142 | 0 | 0 | 0 | 0 | 911,878 | 133,637 | 192,878 | 585,363 | 0 | 0 | 0 | 122,430 | 122,430 | 0 | 0 |
| 6. Social Protection and Social Services excluding Orphans and Vulnerable Children | 146,619 | 0 | 0 | 0 | 0 | 0 | 0 | 89,055 | 0 | 89,055 | 0 | 0 | 0 | 0 | 57,564 | 57,564 | 0 | 0 |
| 6.98 Social Protection and Social Services excluding Orphans and Vulnerable Children not specified by kind | 146,619 | 0 | 0 | 0 | 0 | 0 | 0 | 89,055 | 0 | 89,055 | 0 | 0 | 0 | 0 | 57,564 | 57,564 | 0 | 0 |
| 7. Enabling Environment and Community Development | 2,344,496 | 0 | 0 | 0 | 0 | 0 | 0 | 1,954,701 | 44,672 | 46,336 | 1,863,693 | 0 | 0 | 0 | 389,795 | 389,795 | 0 | 0 |
| 7.98 Enabling Environment and Community Development not specified by kind | 2,344,496 | 0 | 0 | 0 | 0 | 0 | 0 | 1,954,701 | 44,672 | 46,336 | 1,863,693 | 0 | 0 | 0 | 389,795 | 389,795 | 0 | 0 |
| 8. Research excluding operations research which is included under | 791,180 | 0 | 0 | 0 | 0 | 0 | 0 | 779,765 | 86,198 | 82,724 | 54,578 | 0 | 0 | 556,266 | 11,415 | 11,415 | 0 | 0 |
| 8.98 Research not specified by kind | 791,180 | 0 | 0 | 0 | 0 | 0 | 0 | 779,765 | 86,198 | 82,724 | 54,578 | 0 | 0 | 556,266 | 11,415 | 11,415 | 0 | 0 |