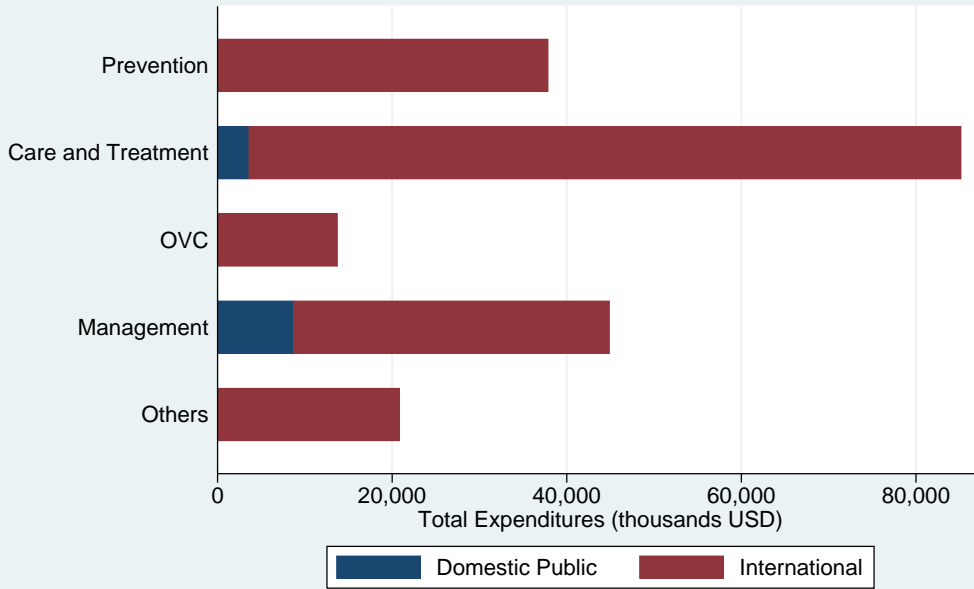
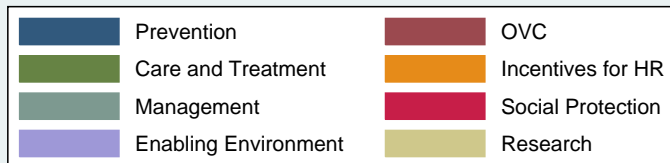
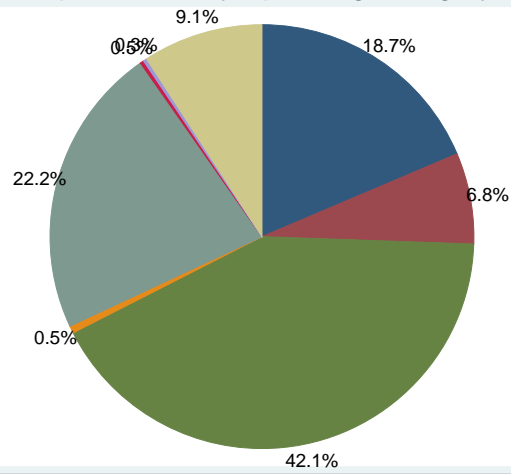


Expenditures by Finance Source and Spending Category Uganda, 2005



Source: Detailed spending data in the AIDS Funding Matrix attached

Distribution of Expenditures by Spending Category, Uganda 2005



Domestic Public Expenditure = 12313604 USD (6 %)
International Expenditures = 190105648 USD (94 %)
Source: Detailed spending data in the AIDS Funding Matrix attached

AIDS spending by categories and financing sources

AIDS Spending Category / Finance Sources (USD)	Total	Domestic Public	Central National	Sub National	Dev. Bank Reimbursable	All Other Public	Social Security	International	Bilaterals	UN Agencies Multilaterals	Global Fund	Dev Bank Non Reimbursable	All Other Multilateral	All Other International	Private	Corporations	Consumer Out of pocket	All Other Private
4.06 HIV drug-resistance surveillance	4,207	0	0	0	0	0	0	4,207	0	0	4,207	0	0	0	0	0	0	0
4.07 Drug supply systems	940,353	0	0	0	0	0	0	940,353	0	0	0	0	0	940,353	0	0	0	0
4.09 Supervision of personnel and patient tracking	4,796	0	0	0	0	0	0	4,796	0	0	4,796	0	0	0	0	0	0	0
4.10 Upgrading laboratory infrastructure	11,262,477	0	0	0	0	0	0	11,262,477	9,393,695	205,682	1,200,253	274,083	0	188,764	0	0	0	0
4.99 Others / not-elsewhere classified	8,910,297	6,918,065	6,918,065	0	0	0	0	1,992,231	0	72,122	94,691	0	0	1,825,418	0	0	0	0
5. Incentives for Human Resources	943,501	0	0	0	0	0	0	943,501	13,031	0	293,416	0	0	637,054	0	0	0	0
5.05 Training	943,501	0	0	0	0	0	0	943,501	13,031	0	293,416	0	0	637,054	0	0	0	0
6. Social Protection and Social Services excluding Orphans and Vulnerable Children	980,613	0	0	0	0	0	0	980,613	27,355	0	194,302	758,956	0	0	0	0	0	0
6.02 In-kind benefits	27,355	0	0	0	0	0	0	27,355	27,355	0	0	0	0	0	0	0	0	0
6.04 Income generation	953,258	0	0	0	0	0	0	953,258	0	0	194,302	758,956	0	0	0	0	0	0
7. Enabling Environment and Community Development	517,734	0	0	0	0	0	0	517,734	227,879	97,905	0	0	0	191,950	0	0	0	0
7.01 Advocacy and strategic communication	42,959	0	0	0	0	0	0	42,959	29,490	12,670	0	0	0	798	0	0	0	0
7.02 Human rights	191,152	0	0	0	0	0	0	191,152	0	0	0	0	0	191,152	0	0	0	0
7.03 AIDS-specific institutional development	272,854	0	0	0	0	0	0	272,854	190,855	81,998	0	0	0	0	0	0	0	0
7.99 Others / Not elsewhere classified	10,770	0	0	0	0	0	0	10,770	7,533	3,237	0	0	0	0	0	0	0	0
8. Research excluding operations research which is included under	18,393,248	0	0	0	0	0	0	18,393,248	10,772,594	0	0	0	0	7,620,654	0	0	0	0
8.02 Clinical research	14,202,893	0	0	0	0	0	0	14,202,893	10,772,594	0	0	0	0	3,430,299	0	0	0	0
8.03 Epidemiological research	3,997,097	0	0	0	0	0	0	3,997,097	0	0	0	0	0	3,997,097	0	0	0	0
8.06 Research in economics	193,258	0	0	0	0	0	0	193,258	0	0	0	0	0	193,258	0	0	0	0