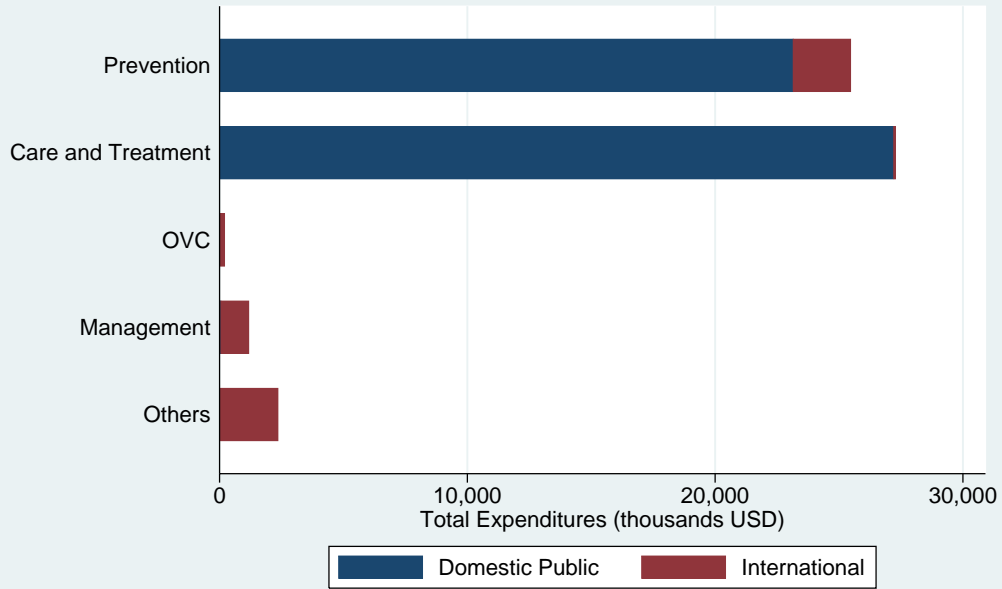
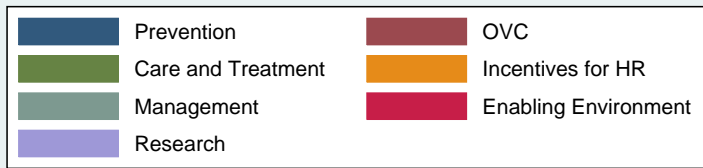
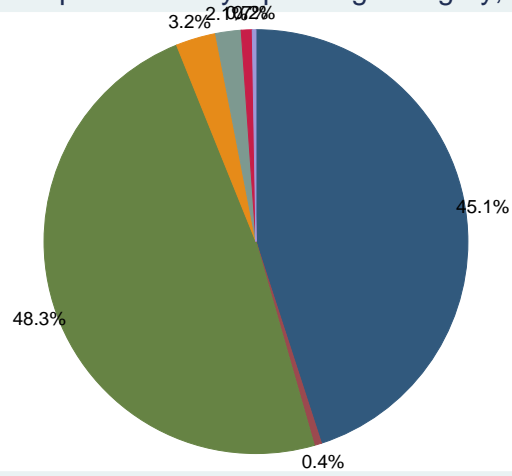


Expenditures by Finance Source and Spending Category Turkey, 2007



Source: Detailed spending data in the AIDS Funding Matrix attached

Distribution of Expenditures by Spending Category, Turkey 2007



Domestic Public Expenditure = 50410650 USD (89 %)

International Expenditures = 6061550 USD (11 %)

Source: Detailed spending data in the AIDS Funding Matrix attached

AIDS spending by categories and financing sources

AIDS Spending Category / Finance Sources (USD)	Total	Domestic Public	Central National	Sub National	Dev. Bank Reimbursable	All Other Public	Social Security	International	Bilaterals	UN Agencies Multilaterals	Global Fund	Dev Bank Non Reimbursable	All Other Multilateral	All Other International	Private	Corporations	Consumer Out of pocket	All Other Private
TOTAL	56,852,200	50,410,650	22,226,280	0	0	0	28,184,370	6,061,550	0	286,000	1,987,000	0	3,788,550	0	380,000	30,000	0	350,000
1. Prevention	25,665,280	23,152,280	22,175,280	0	0	0	977,000	2,313,000	0	88,000	785,000	0	1,440,000	0	200,000	0	0	200,000
1.01 Communication for social and behavioral change	287,000	67,000	67,000	0	0	0	0	220,000	0	20,000	0	0	200,000	0	0	0	0	0
1.02 Community mobilization	8,000	0	0	0	0	0	0	8,000	0	8,000	0	0	0	0	0	0	0	0
1.03 Voluntary counselling and testing	89,000	36,000	0	0	0	0	36,000	53,000	0	0	53,000	0	0	0	0	0	0	0
1.04 Risk-reduction for vulnerable and special populations	140,000	0	0	0	0	0	0	140,000	0	0	140,000	0	0	0	0	0	0	0
1.05. Prevention - Youth in school	280,000	80,000	80,000	0	0	0	0	200,000	0	0	0	0	200,000	0	0	0	0	0
1.07 Prevention of HIV transmission aimed at persons living with HIV	205,000	80,000	0	0	0	0	80,000	125,000	0	60,000	65,000	0	0	0	0	0	0	0
1.08 Programs for sex workers and their clients	614,000	151,000	151,000	0	0	0	0	463,000	0	0	263,000	0	200,000	0	0	0	0	0
1.09 Programs for MSM	148,000	0	0	0	0	0	0	148,000	0	0	148,000	0	0	0	0	0	0	0
1.10 Harm reduction programs for IDUs	116,000	0	0	0	0	0	0	116,000	0	0	116,000	0	0	0	0	0	0	0
1.16 Prevention, Diagnosis and treatment of Sexually Transmitted Infections (STI)	1,881,000	841,000	0	0	0	0	841,000	840,000	0	0	0	0	840,000	0	200,000	0	0	200,000
1.17 Prevention of mother-to-child transmission	40,000	40,000	20,000	0	0	0	20,000	0	0	0	0	0	0	0	0	0	0	0
1.18 Blood safety	21,857,280	21,857,280	21,857,280	0	0	0	0	0	0	0	0	0	0	0	0	0	0	0
2. Care and Treatment	27,429,370	27,207,370	0	0	0	0	27,207,370	72,000	0	3,000	69,000	0	0	0	150,000	0	0	150,000
2.01 Outpatient care	27,122,370	26,903,370	0	0	0	0	26,903,370	69,000	0	0	69,000	0	0	0	150,000	0	0	150,000
2.01.01 Provider initiated testing	18,753,970	18,753,970	0	0	0	0	18,753,970	0	0	0	0	0	0	0	0	0	0	0
2.01.03 Antiretroviral therapy	8,012,000	7,862,000	0	0	0	0	7,862,000	0	0	0	0	0	0	150,000	0	0	0	150,000
2.01.05 Specific HIV laboratory monitoring	287,400	287,400	0	0	0	0	287,400	0	0	0	0	0	0	0	0	0	0	0
2.01.09 Home-based care	69,000	0	0	0	0	0	0	69,000	0	0	69,000	0	0	0	0	0	0	0
2.02 In-patient care	304,000	304,000	0	0	0	0	304,000	0	0	0	0	0	0	0	0	0	0	0
2.02.1 Opportunistic infection (OI) treatment	292,000	292,000	0	0	0	0	292,000	0	0	0	0	0	0	0	0	0	0	0
2.02.99 In-patient services not elsewhere classified	12,000	12,000	0	0	0	0	12,000	0	0	0	0	0	0	0	0	0	0	0
2.99 Others / not-elsewhere classified	3,000	0	0	0	0	0	0	3,000	0	3,000	0	0	0	0	0	0	0	0
3. Orphans and Vulnerable Children	200,000	0	0	0	0	0	0	200,000	0	0	0	0	200,000	0	0	0	0	0
3.01 OVC Education	200,000	0	0	0	0	0	0	200,000	0	0	0	0	200,000	0	0	0	0	0
4. Program Management and Administration Strengthening	1,174,550	51,000	51,000	0	0	0	0	1,123,550	0	40,000	435,000	0	648,550	0	0	0	0	0
4.01 Programme management	356,000	20,000	20,000	0	0	0	0	336,000	0	0	316,000	0	20,000	0	0	0	0	0
4.03 Monitoring and evaluation	92,500	1,500	1,500	0	0	0	0	91,000	0	40,000	51,000	0	0	0	0	0	0	0
4.04 Operations research	628,550	0	0	0	0	0	0	628,550	0	0	0	0	628,550	0	0	0	0	0
4.05 Serological-surveillance (Serosurveillance)	29,000	29,000	29,000	0	0	0	0	0	0	0	0	0	0	0	0	0	0	0
4.07 Drug supply systems	500	500	500	0	0	0	0	0	0	0	0	0	0	0	0	0	0	0
4.10 Upgrading laboratory infrastructure	35,000	0	0	0	0	0	0	35,000	0	0	35,000	0	0	0	0	0	0	0
4.99 Others / not-elsewhere classified	33,000	0	0	0	0	0	0	33,000	0	0	33,000	0	0	0	0	0	0	0
5. Incentives for Human Resources	1,797,000	0	0	0	0	0	0	1,797,000	0	45,000	252,000	0	1,500,000	0	0	0	0	0
5.05 Training	1,797,000	0	0	0	0	0	0	1,797,000	0	45,000	252,000	0	1,500,000	0	0	0	0	0
7. Enabling Environment and Community Development	447,000	0	0	0	0	0	0	417,000	0	110,000	307,000	0	0	0	30,000	30,000	0	0
7.01 Advocacy and strategic communication	366,000	0	0	0	0	0	0	336,000	0	66,000	270,000	0	0	0	30,000	30,000	0	0

AIDS spending by categories and financing sources

AIDS Spending Category / Finance Sources (USD)	Total	Domestic Public	Central National	Sub National	Dev. Bank Reimbursable	All Other Public	Social Security	International	Bilaterals	UN Agencies Multilaterals	Global Fund	Dev Bank Non Reimbursable	All Other Multilateral	All Other International	Private	Corporations	Consumer Out of pocket	All Other Private
7.02 Human rights	81,000	0	0	0	0	0	0	81,000	0	44,000	37,000	0	0	0	0	0	0	0
8. Research excluding operations research which is included under	139,000	0	0	0	0	0	0	139,000	0	0	139,000	0	0	0	0	0	0	0
8.05 Behavioural research	139,000	0	0	0	0	0	0	139,000	0	0	139,000	0	0	0	0	0	0	0