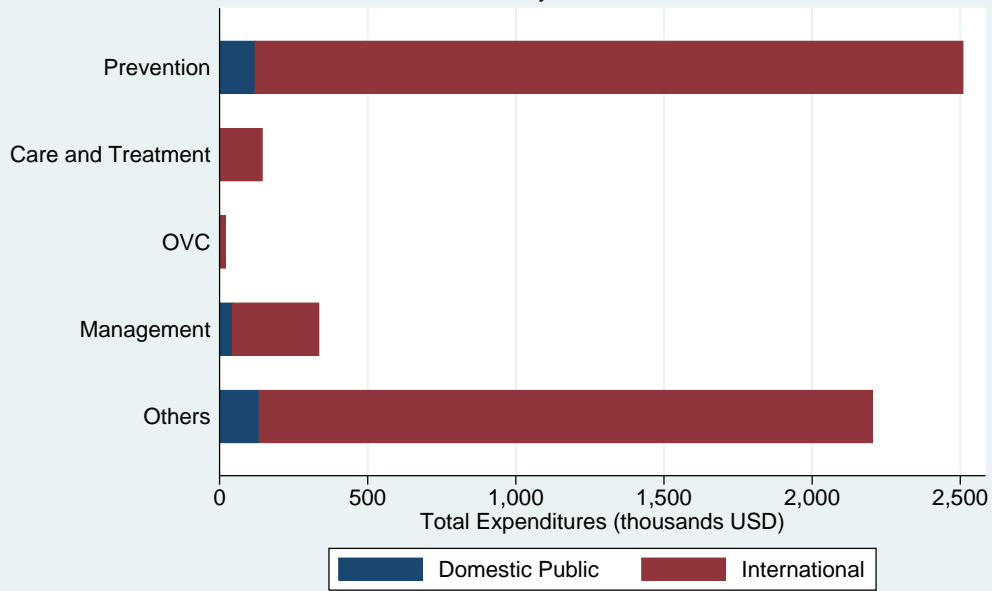
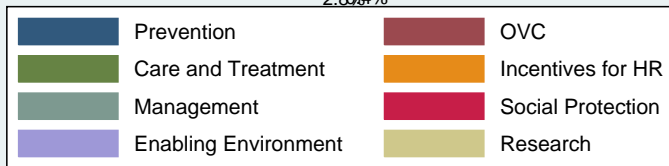
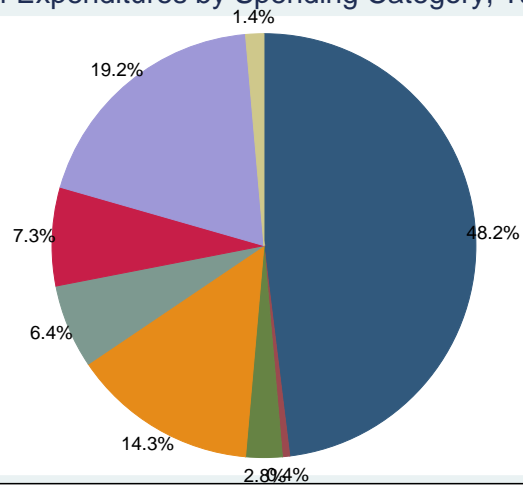


### Expenditures by Finance Source and Spending Category Tajikistan, 2006



Source: Detailed spending data in the AIDS Funding Matrix attached

### Distribution of Expenditures by Spending Category, Tajikistan 2006



Domestic Public Expenditure = 297755 USD (6 %)  
International Expenditures = 4912800 USD (94 %)  
Source: Detailed spending data in the AIDS Funding Matrix attached

# AIDS spending by categories and financing sources

AIDS Spending Category / Finance Sources (USD)	Total	Domestic Public	Central National	Sub National	Dev. Bank Reimbursable	All Other Public	Social Security	International	Bilaterals	UN Agencies Multilaterals	Global Fund	Dev Bank Non Reimbursable	All Other Multilateral	All Other International	Private	Corporations	Consumer Out of pocket	All Other Private
<b>TOTAL</b>	5,210,555	297,755	116,913	180,841	0	0	0	4,912,800	1,010,000	946,000	1,905,800	87,000	0	964,000	0	0	0	0
<b>1. Prevention</b>	2,508,903	120,103	65,689	54,414	0	0	0	2,388,800	570,000	474,000	1,017,800	35,000	0	292,000	0	0	0	0
1.01 Communication for social and behavioral change	173,000	0	0	0	0	0	0	173,000	100,000	73,000	0	0	0	0	0	0	0	0
1.02 Community mobilization	40,000	0	0	0	0	0	0	40,000	0	40,000	0	0	0	0	0	0	0	0
1.03 Voluntary counselling and testing	140,000	0	0	0	0	0	0	140,000	30,000	0	60,000	0	0	50,000	0	0	0	0
1.04 Risk-reduction for vulnerable and special populations	1,056,000	0	0	0	0	0	0	1,056,000	230,000	179,000	547,000	0	0	100,000	0	0	0	0
1.05. Prevention - Youth in school	125,000	0	0	0	0	0	0	125,000	30,000	35,000	60,000	0	0	0	0	0	0	0
1.06 Prevention - Youth out-of-school	150,000	0	0	0	0	0	0	150,000	60,000	20,000	70,000	0	0	0	0	0	0	0
1.07 Prevention of HIV transmission aimed at persons living with HIV	60,000	0	0	0	0	0	0	60,000	20,000	20,000	0	0	0	20,000	0	0	0	0
1.08 Programs for sex workers and their clients	42,000	0	0	0	0	0	0	42,000	0	0	42,000	0	0	0	0	0	0	0
1.09 Programs for MSM	20,000	0	0	0	0	0	0	20,000	0	0	20,000	0	0	0	0	0	0	0
1.10 Harm reduction programs for IDUs	223,000	0	0	0	0	0	0	223,000	0	57,000	74,000	0	0	92,000	0	0	0	0
1.12 Condom social marketing	30,000	0	0	0	0	0	0	30,000	0	0	0	0	0	30,000	0	0	0	0
1.13 Public and commercial sector condom provision	75,000	0	0	0	0	0	0	75,000	0	0	40,000	35,000	0	0	0	0	0	0
1.16 Prevention, Diagnosis and treatment of Sexually Transmitted Infections (STI)	155,816	61,016	14,441	46,575	0	0	0	94,800	0	20,000	74,800	0	0	0	0	0	0	0
1.17 Prevention of mother-to-child transmission	30,000	0	0	0	0	0	0	30,000	0	30,000	0	0	0	0	0	0	0	0
1.18 Blood safety	179,777	49,777	49,777	0	0	0	0	130,000	100,000	0	30,000	0	0	0	0	0	0	0
1.22 Universal precautions	9,309	9,309	1,471	7,839	0	0	0	0	0	0	0	0	0	0	0	0	0	0
<b>2. Care and Treatment</b>	144,000	0	0	0	0	0	0	144,000	0	0	144,000	0	0	0	0	0	0	0
2.01 Outpatient care	144,000	0	0	0	0	0	0	144,000	0	0	144,000	0	0	0	0	0	0	0
2.01.02 Opportunistic infection (OI) prophylaxis	30,000	0	0	0	0	0	0	30,000	0	0	30,000	0	0	0	0	0	0	0
2.01.03 Antiretroviral therapy	114,000	0	0	0	0	0	0	114,000	0	0	114,000	0	0	0	0	0	0	0
<b>3. Orphans and Vulnerable Children</b>	20,000	0	0	0	0	0	0	20,000	0	0	0	0	0	20,000	0	0	0	0
3.01 OVC Education	20,000	0	0	0	0	0	0	20,000	0	0	0	0	0	20,000	0	0	0	0
<b>4. Program Management and Administration Strengthening</b>	334,852	43,852	10,016	33,836	0	0	0	291,000	60,000	141,000	90,000	0	0	0	0	0	0	0
4.01 Programme management	50,000	0	0	0	0	0	0	50,000	0	0	50,000	0	0	0	0	0	0	0
4.02 Planning and coordination	94,000	0	0	0	0	0	0	94,000	50,000	44,000	0	0	0	0	0	0	0	0
4.03 Monitoring and evaluation	70,000	0	0	0	0	0	0	70,000	10,000	20,000	40,000	0	0	0	0	0	0	0
4.04 Operations research	25,000	0	0	0	0	0	0	25,000	0	25,000	0	0	0	0	0	0	0	0
4.10 Upgrading laboratory infrastructure	52,000	0	0	0	0	0	0	52,000	0	52,000	0	0	0	0	0	0	0	0
4.11 Construction of new health centres	23,330	23,330	8,459	14,871	0	0	0	0	0	0	0	0	0	0	0	0	0	0
4.99 Others / not-elsewhere classified	20,522	20,522	1,557	18,965	0	0	0	0	0	0	0	0	0	0	0	0	0	0
<b>5. Incentives for Human Resources</b>	745,799	133,799	41,208	92,591	0	0	0	612,000	170,000	110,000	194,000	28,000	0	110,000	0	0	0	0
5.03 Monetary incentive for other staff	133,799	133,799	41,208	92,591	0	0	0	0	0	0	0	0	0	0	0	0	0	0
5.05 Training	612,000	0	0	0	0	0	0	612,000	170,000	110,000	194,000	28,000	0	110,000	0	0	0	0
<b>6. Social Protection and Social Services excluding Orphans and Vulnerable Children</b>	380,000	0	0	0	0	0	0	380,000	0	0	0	0	0	380,000	0	0	0	0
6.03 Social services	380,000	0	0	0	0	0	0	380,000	0	0	0	0	0	380,000	0	0	0	0

