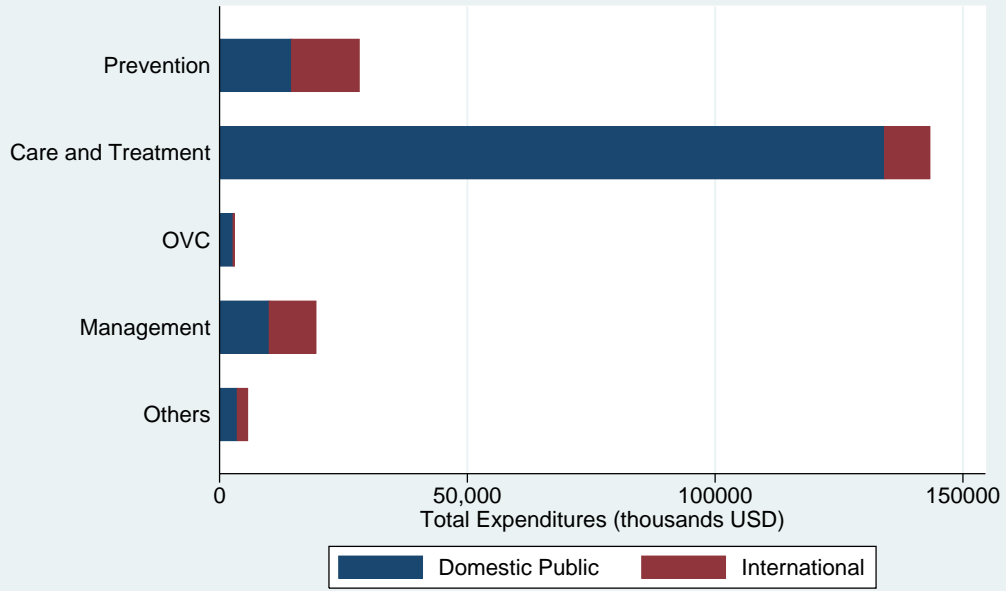
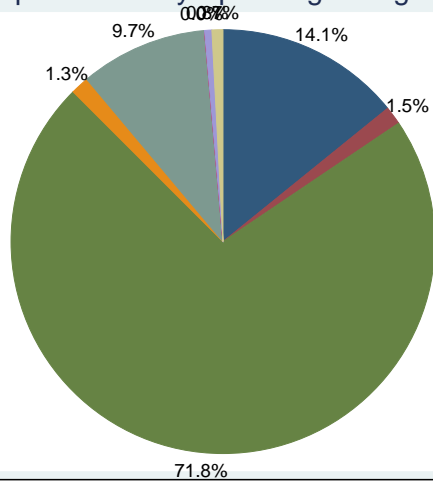










Expenditures by Finance Source and Spending Category Thailand, 2007



Source: Detailed spending data in the AIDS Funding Matrix attached

Distribution of Expenditures by Spending Category, Thailand 2007



	Prevention		OVC
	Care and Treatment		Incentives for HR
	Management		Social Protection
	Enabling Environment		Research

Domestic Public Expenditure = 165100512 USD (83 %)

International Expenditures = 34544020 USD (17 %)

Source: Detailed spending data in the AIDS Funding Matrix attached

AIDS spending by categories and financing sources

AIDS Spending Category / Finance Sources (USD)	Total	Domestic Public	Central National	Sub National	Dev. Bank Reimbursable	All Other Public	Social Security	International	Bilaterals	UN Agencies Multilaterals	Global Fund	Dev Bank Non Reimbursable	All Other Multilateral	All Other International	Private	Corporations	Consumer Out of pocket	All Other Private
TOTAL	199,644,528	165,100,512	165,100,512	0	0	0	0	34,544,020	1,086,062	1,589,884	31,868,076	0	0	0	0	0	0	0
1. Prevention	28,185,614	14,548,719	14,548,719	0	0	0	0	13,636,896	626,199	567,459	12,443,238	0	0	0	0	0	0	0
1.01 Communication for social and behavioral change	187,596	187,596	187,596	0	0	0	0	0	0	0	0	0	0	0	0	0	0	0
1.02 Community mobilization	317,249	0	0	0	0	0	0	317,249	0	0	317,249	0	0	0	0	0	0	0
1.03 Voluntary counselling and testing	5,496,736	5,496,736	5,496,736	0	0	0	0	0	0	0	0	0	0	0	0	0	0	0
1.04 Risk-reduction for vulnerable and special populations	3,416,836	0	0	0	0	0	0	3,416,836	54,790	18,174	3,343,872	0	0	0	0	0	0	0
1.05. Prevention - Youth in school	1,375,981	62,315	62,315	0	0	0	0	1,313,666	0	299,766	1,013,900	0	0	0	0	0	0	0
1.06 Prevention - Youth out-of-school	2,654,616	0	0	0	0	0	0	2,654,616	0	98,223	2,556,393	0	0	0	0	0	0	0
1.07 Prevention of HIV transmission aimed at persons living with HIV	111,708	56,564	56,564	0	0	0	0	55,144	55,144	0	0	0	0	0	0	0	0	0
1.08 Programs for sex workers and their clients	274,438	0	0	0	0	0	0	274,438	274,438	0	0	0	0	0	0	0	0	0
1.09 Programs for MSM	241,827	0	0	0	0	0	0	241,827	241,827	0	0	0	0	0	0	0	0	0
1.10 Harm reduction programs for IDUs	512,416	0	0	0	0	0	0	512,416	0	0	512,416	0	0	0	0	0	0	0
1.11 Workplace activities	492,936	105,006	105,006	0	0	0	0	387,930	0	0	387,930	0	0	0	0	0	0	0
1.12 Condom social marketing	600,000	0	0	0	0	0	0	600,000	0	0	600,000	0	0	0	0	0	0	0
1.13 Public and commercial sector condom provision	1,929,428	1,131,454	1,131,454	0	0	0	0	797,974	0	0	797,974	0	0	0	0	0	0	0
1.16 Prevention, Diagnosis and treatment of Sexually Transmitted Infections (STI)	73,145	0	0	0	0	0	0	73,145	0	73,145	0	0	0	0	0	0	0	0
1.17 Prevention of mother-to-child transmission	3,541,504	549,849	549,849	0	0	0	0	2,991,655	0	78,151	2,913,504	0	0	0	0	0	0	0
1.99 Prevention activities not elsewhere classified	6,959,199	6,959,199	6,959,199	0	0	0	0	0	0	0	0	0	0	0	0	0	0	0
2. Care and Treatment	143,334,448	134,228,656	134,228,656	0	0	0	0	9,105,802	376,886	128,847	8,600,070	0	0	0	0	0	0	0
2.01.02 Opportunistic infection (OI) prophylaxis	102,115	0	0	0	0	0	0	102,115	102,115	0	0	0	0	0	0	0	0	0
2.01.03 Antiretroviral therapy	93,625,464	86,192,408	86,192,408	0	0	0	0	7,433,054	132,926	0	7,300,128	0	0	0	0	0	0	0
2.01.04 Nutritional support associated to ARV therapy	1,823,145	1,823,145	1,823,145	0	0	0	0	0	0	0	0	0	0	0	0	0	0	0
2.01.05 Specific HIV laboratory monitoring	3,993,567	3,993,567	3,993,567	0	0	0	0	0	0	0	0	0	0	0	0	0	0	0
2.01.07 Psychological treatment and support services	128,847	0	0	0	0	0	0	128,847	0	128,847	0	0	0	0	0	0	0	0
2.01.09 Home-based care	385,040	0	0	0	0	0	0	385,040	0	0	385,040	0	0	0	0	0	0	0
2.01.10 Alternative and informal care and treatment services	914,902	0	0	0	0	0	0	914,902	0	0	914,902	0	0	0	0	0	0	0
2.02.1 Opportunistic infection (OI) treatment	38,076,320	38,076,320	38,076,320	0	0	0	0	0	0	0	0	0	0	0	0	0	0	0
2.99 Others / not-elsewhere classified	4,285,053	4,143,208	4,143,208	0	0	0	0	141,845	141,845	0	0	0	0	0	0	0	0	0
3. Orphans and Vulnerable Children	3,005,839	2,723,442	2,723,442	0	0	0	0	282,397	46,003	236,394	0	0	0	0	0	0	0	0
3.02 OVC Basic health care	87,468	0	0	0	0	0	0	87,468	46,003	41,465	0	0	0	0	0	0	0	0
3.04 OVC Community support	194,929	0	0	0	0	0	0	194,929	0	194,929	0	0	0	0	0	0	0	0
3.99 Others / Not-elsewhere classified	2,723,442	2,723,442	2,723,442	0	0	0	0	0	0	0	0	0	0	0	0	0	0	0
4. Program Management and Administration Strengthening	19,449,446	10,015,318	10,015,318	0	0	0	0	9,434,129	0	258,690	9,175,440	0	0	0	0	0	0	0
4.01 Programme management	10,948,214	9,438,742	9,438,742	0	0	0	0	1,509,472	0	193,024	1,316,448	0	0	0	0	0	0	0
4.02 Planning and coordination	43,161	25,223	25,223	0	0	0	0	17,938	0	17,938	0	0	0	0	0	0	0	0
4.03 Monitoring and evaluation	1,510,701	149,297	149,297	0	0	0	0	1,361,405	0	36,624	1,324,780	0	0	0	0	0	0	0
4.04 Operations research	4,150,622	0	0	0	0	0	0	4,150,622	0	0	4,150,622	0	0	0	0	0	0	0

