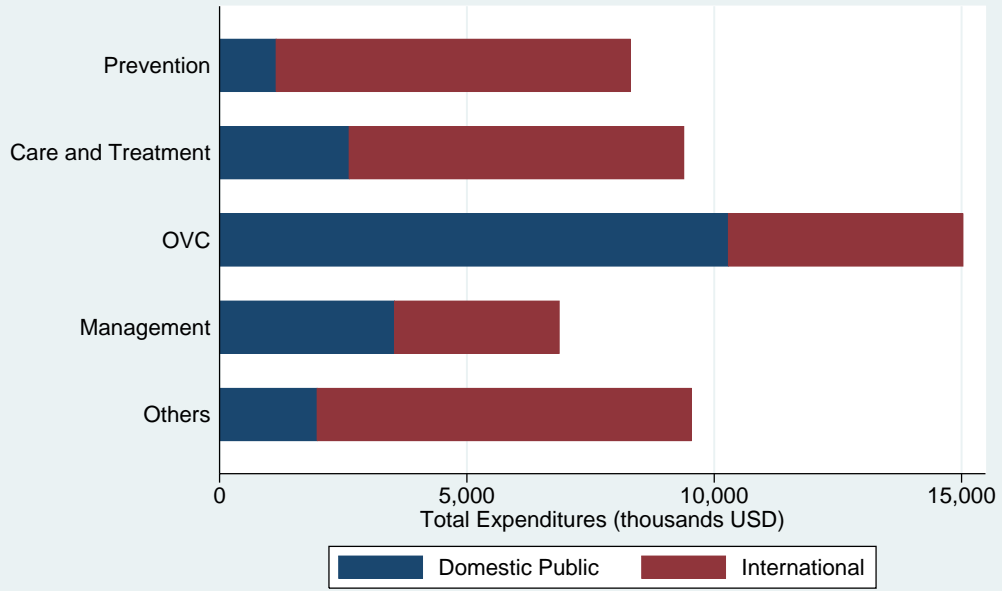
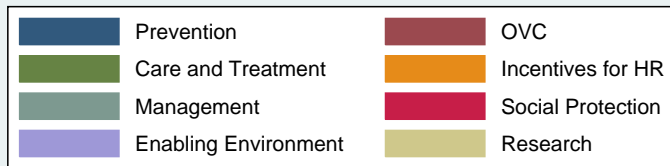
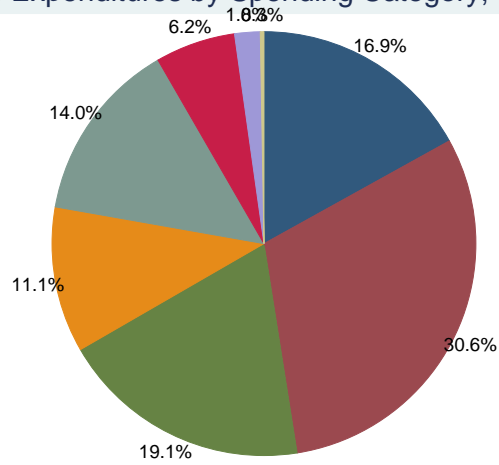


Expenditures by Finance Source and Spending Category Swaziland, 2006



Source: Detailed spending data in the AIDS Funding Matrix attached

Distribution of Expenditures by Spending Category, Swaziland 2006



Domestic Public Expenditure = 19559424 USD (40 %)

International Expenditures = 29553960 USD (60 %)

Source: Detailed spending data in the AIDS Funding Matrix attached

AIDS spending by categories and financing sources

AIDS Spending Category / Finance Sources (USD)	Total	Domestic Public	Central National	Sub National	Dev. Bank Reimbursable	All Other Public	Social Security	International	Bilaterals	UN Agencies Multilaterals	Global Fund	Dev Bank Non Reimbursable	All Other Multilateral	All Other International	Private	Corporations	Consumer Out of pocket	All Other Private
TOTAL	49,113,384	19,559,424	19,559,424	0	0	0	0	29,553,960	2,864,217	4,756,590	15,242,998	0	0	6,690,156	0	0	0	0
1. Prevention	8,300,710	1,143,735	1,143,735	0	0	0	0	7,156,976	1,588,988	1,432,567	3,113,052	0	0	1,022,368	0	0	0	0
1.01 Communication for social and behavioral change	2,900,173	1,065,683	1,065,683	0	0	0	0	1,834,490	270,385	451,638	299,378	0	0	813,089	0	0	0	0
1.02 Community mobilization	580,292	8,045	8,045	0	0	0	0	572,247	0	397,952	158,347	0	0	15,947	0	0	0	0
1.03 Voluntary counselling and testing	2,243,230	10,661	10,661	0	0	0	0	2,232,569	749,962	169,767	1,299,756	0	0	13,083	0	0	0	0
1.04 Risk-reduction for vulnerable and special populations	6,906	0	0	0	0	0	0	6,906	3,336	0	3,570	0	0	0	0	0	0	0
1.05. Prevention - Youth in school	171,419	0	0	0	0	0	0	171,419	52,555	70,692	0	0	0	48,172	0	0	0	0
1.06 Prevention - Youth out-of-school	354,114	50,672	50,672	0	0	0	0	303,443	0	0	303,443	0	0	0	0	0	0	0
1.07 Prevention of HIV transmission aimed at persons living with HIV	42,331	0	0	0	0	0	0	42,331	0	0	0	0	0	42,331	0	0	0	0
1.11 Workplace activities	170,591	0	0	0	0	0	0	170,591	54,143	0	29,489	0	0	86,959	0	0	0	0
1.13 Public and commercial sector condom provision	713,284	1,228	1,228	0	0	0	0	712,056	458,607	0	253,448	0	0	0	0	0	0	0
1.16 Prevention, Diagnosis and treatment of Sexually Transmitted Infections (STI)	63,689	0	0	0	0	0	0	63,689	0	7,371	56,318	0	0	0	0	0	0	0
1.17 Prevention of mother-to-child transmission	344,003	4,100	4,100	0	0	0	0	339,903	0	278,576	58,541	0	0	2,786	0	0	0	0
1.18 Blood safety	583,000	0	0	0	0	0	0	583,000	0	12,571	570,429	0	0	0	0	0	0	0
1.19 Post-exposure prophylaxis	83,677	3,345	3,345	0	0	0	0	80,332	0	0	80,332	0	0	0	0	0	0	0
1.99 Prevention activities not elsewhere classified	44,000	0	0	0	0	0	0	44,000	0	44,000	0	0	0	0	0	0	0	0
2. Care and Treatment	9,383,824	2,619,541	2,619,541	0	0	0	0	6,764,283	30,505	417,221	6,238,285	0	0	78,272	0	0	0	0
2.01.02 Opportunistic infection (OI) prophylaxis	28,286	0	0	0	0	0	0	28,286	0	0	0	0	0	28,286	0	0	0	0
2.01.03 Antiretroviral therapy	6,244,129	1,963,042	1,963,042	0	0	0	0	4,281,087	0	0	4,281,087	0	0	0	0	0	0	0
2.01.04 Nutritional support associated to ARV therapy	320,221	0	0	0	0	0	0	320,221	0	320,221	0	0	0	0	0	0	0	0
2.01.05 Specific HIV laboratory monitoring	74,285	0	0	0	0	0	0	74,285	0	0	74,285	0	0	0	0	0	0	0
2.01.07 Psychological treatment and support services	709,236	0	0	0	0	0	0	709,236	0	0	709,236	0	0	0	0	0	0	0
2.01.08 Palliative care	54,564	0	0	0	0	0	0	54,564	18,948	0	35,616	0	0	0	0	0	0	0
2.01.09 Home-based care	294,667	22,990	22,990	0	0	0	0	271,677	11,557	69,357	145,610	0	0	45,172	0	0	0	0
2.02.1 Opportunistic infection (OI) treatment	1,101,420	107,067	107,067	0	0	0	0	994,353	0	5,000	984,539	0	0	4,814	0	0	0	0
2.99 Others / not-elsewhere classified	556,997	526,442	526,442	0	0	0	0	30,556	0	22,643	7,913	0	0	0	0	0	0	0
3. Orphans and Vulnerable Children	15,027,355	10,287,284	10,287,284	0	0	0	0	4,740,071	23,932	2,175,633	1,826,931	0	0	713,576	0	0	0	0
3.01 OVC Education	11,709,708	9,813,295	9,813,295	0	0	0	0	1,896,413	0	0	1,663,706	0	0	232,707	0	0	0	0
3.02 OVC Basic health care	5,910	0	0	0	0	0	0	5,910	0	0	0	0	0	5,910	0	0	0	0
3.03 OVC Family/home support	579,099	427,291	427,291	0	0	0	0	151,809	18,039	115,661	0	0	0	18,109	0	0	0	0
3.04 OVC Community support	2,027,039	0	0	0	0	0	0	2,027,039	0	1,446,106	143,525	0	0	437,408	0	0	0	0
3.05 OVC Administrative costs	52,990	46,698	46,698	0	0	0	0	5,892	5,892	0	0	0	0	0	0	0	0	0
3.99 Others / Not-elsewhere classified	653,007	0	0	0	0	0	0	653,007	0	613,866	19,700	0	0	19,441	0	0	0	0
4. Program Management and Administration Strengthening	6,866,207	3,536,541	3,536,541	0	0	0	0	3,329,665	184,944	315,379	2,319,458	0	0	509,884	0	0	0	0
4.01 Programme management	1,540,179	773,269	773,269	0	0	0	0	766,910	45,355	77,103	221,650	0	0	422,802	0	0	0	0
4.02 Planning and coordination	1,596,157	1,414,534	1,414,534	0	0	0	0	181,623	0	81,103	52,547	0	0	47,973	0	0	0	0
4.03 Monitoring and evaluation	812,113	627,066	627,066	0	0	0	0	185,047	0	62,103	85,422	0	0	37,522	0	0	0	0
4.04 Operations research	85,162	0	0	0	0	0	0	85,162	77,020	8,142	0	0	0	0	0	0	0	0
4.05 Serological-surveillance (Serosurveillance)	66,069	46,176	46,176	0	0	0	0	19,893	0	0	19,893	0	0	0	0	0	0	0

