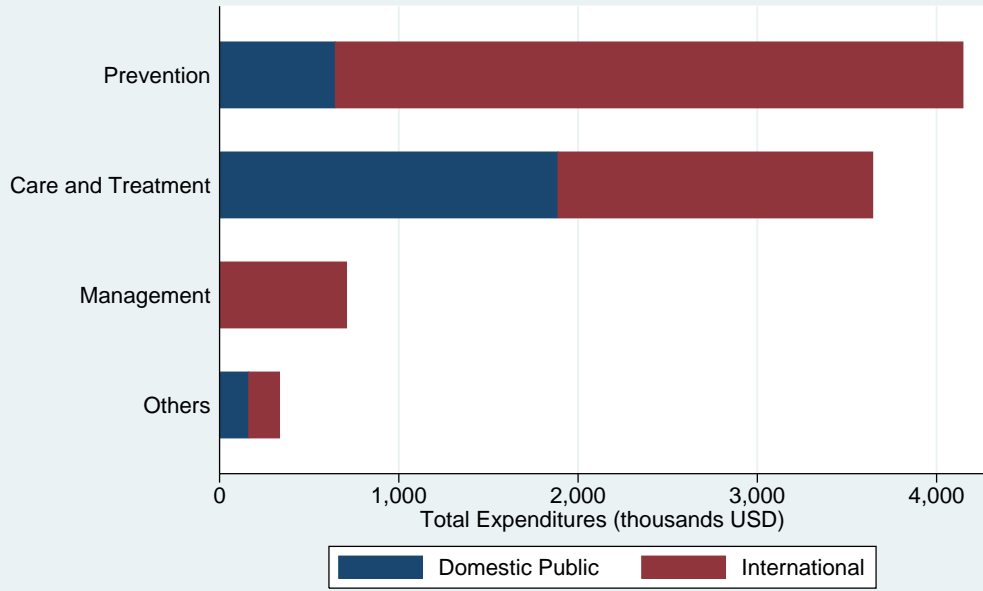
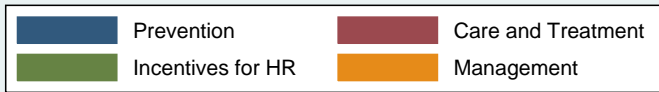
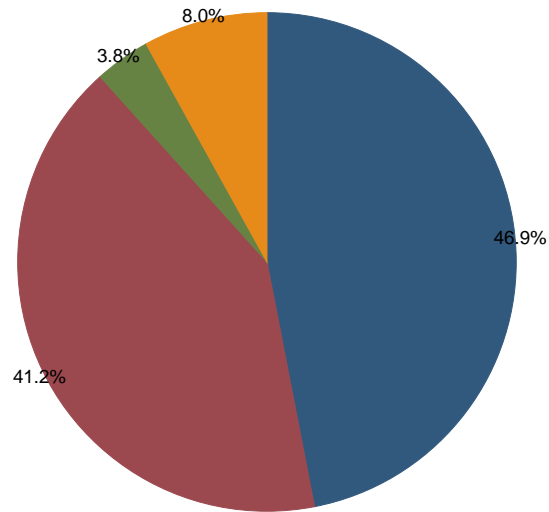


Expenditures by Finance Source and Spending Category Morocco, 2007



Source: Detailed spending data in the AIDS Funding Matrix attached

Distribution of Expenditures by Spending Category, Morocco 2007



Domestic Public Expenditure = 2697561 USD (31 %)

International Expenditures = 6135444 USD (69 %)

Source: Detailed spending data in the AIDS Funding Matrix attached



AIDS spending by categories and financing sources

| AIDS Spending Category / Finance Sources (USD) | Total | Domestic Public | Central National | Sub National | Dev. Bank Reimbursable | All Other Public | Social Security | International | Bilaterals | UN Agencies Multilaterals | Global Fund | Dev Bank Non Reimbursable | All Other Multilateral | All Other International | Private | Corporations | Consumer Out of pocket | All Other Private |
|---|-----------|--------------------|---------------------|-----------------|---------------------------|---------------------|--------------------|---------------|------------|------------------------------|-------------|------------------------------|---------------------------|----------------------------|---------|--------------|---------------------------|----------------------|
| TOTAL | 8,833,005 | 2,697,561 | 1,960,976 | 0 | 0 | 736,585 | 0 | 6,135,444 | 304,512 | 737,805 | 4,810,269 | 0 | 0 | 282,858 | 0 | 0 | 0 | 0 |
| 1. Prevention | 4,146,828 | 646,012 | 73,171 | 0 | 0 | 572,841 | 0 | 3,500,816 | 207,927 | 371,951 | 2,664,949 | 0 | 0 | 255,989 | 0 | 0 | 0 | 0 |
| 1.99 Prevention activities not elsewhere classified | 4,146,828 | 646,012 | 73,171 | 0 | 0 | 572,841 | 0 | 3,500,816 | 207,927 | 371,951 | 2,664,949 | 0 | 0 | 255,989 | 0 | 0 | 0 | 0 |
| 2. Care and Treatment | 3,643,592 | 1,887,805 | 1,887,805 | 0 | 0 | 0 | 0 | 1,755,787 | 0 | 0 | 1,755,787 | 0 | 0 | 0 | 0 | 0 | 0 | 0 |
| 2.99 Others / not-elsewhere classified | 3,643,592 | 1,887,805 | 1,887,805 | 0 | 0 | 0 | 0 | 1,755,787 | 0 | 0 | 1,755,787 | 0 | 0 | 0 | 0 | 0 | 0 | 0 |
| 4. Program Management and Administration Strengthening | 708,111 | 1,167 | 0 | 0 | 0 | 1,167 | 0 | 706,945 | 96,585 | 365,854 | 244,506 | 0 | 0 | 0 | 0 | 0 | 0 | 0 |
| 4.99 Others / not-elsewhere classified | 708,111 | 1,167 | 0 | 0 | 0 | 1,167 | 0 | 706,945 | 96,585 | 365,854 | 244,506 | 0 | 0 | 0 | 0 | 0 | 0 | 0 |
| 5. Incentives for Human Resources | 334,474 | 162,578 | 0 | 0 | 0 | 162,578 | 0 | 171,896 | 0 | 0 | 145,028 | 0 | 0 | 26,869 | 0 | 0 | 0 | 0 |
| 5.99 Others / not elsewhere classified | 334,474 | 162,578 | 0 | 0 | 0 | 162,578 | 0 | 171,896 | 0 | 0 | 145,028 | 0 | 0 | 26,869 | 0 | 0 | 0 | 0 |