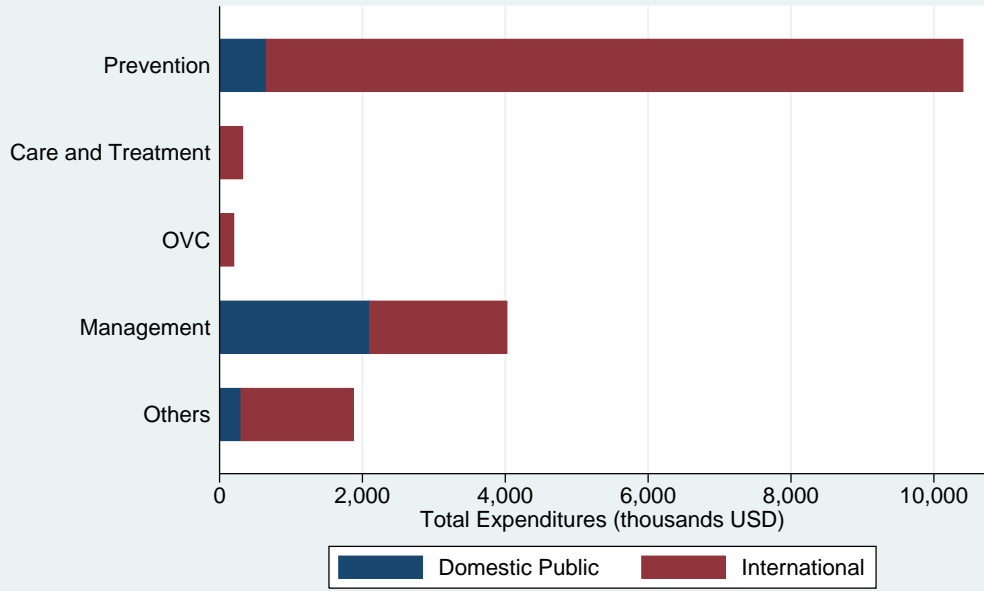
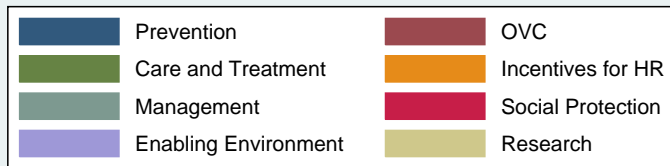
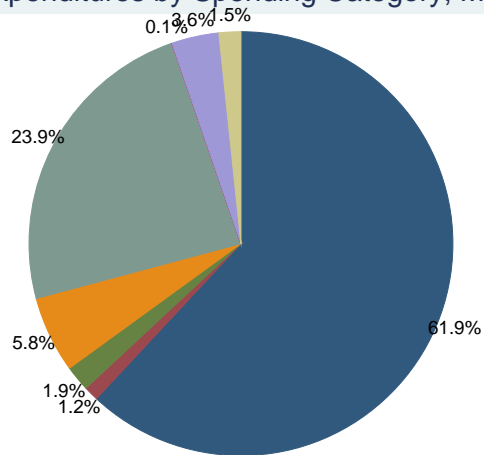


### Expenditures by Finance Source and Spending Category Madagascar, 2007



Source: Detailed spending data in the AIDS Funding Matrix attached

### Distribution of Expenditures by Spending Category, Madagascar 2007



Domestic Public Expenditure = 3059845 USD (18 %)  
International Expenditures = 13763394 USD (82 %)  
Source: Detailed spending data in the AIDS Funding Matrix attached



# AIDS spending by categories and financing sources

AIDS Spending Category / Finance Sources (USD)	Total	Domestic Public	Central National	Sub National	Dev. Bank Reimbursable	All Other Public	Social Security	International	Bilaterals	UN Agencies Multilaterals	Global Fund	Dev Bank Non Reimbursable	All Other Multilateral	All Other International	Private	Corporations	Consumer Out of pocket	All Other Private
<b>TOTAL</b>	17,802,042	3,059,845	22,855	0	3,036,990	0	0	13,763,394	2,358,816	1,850,692	5,527,841	4,026,045	0	0	978,803	978,803	0	0
<b>1. Prevention</b>	10,492,619	659,777	0	0	659,777	0	0	9,746,812	1,408,343	679,425	4,057,840	3,601,204	0	0	86,030	86,030	0	0
<b>1.99 Prevention activities not elsewhere classified</b>	10,492,619	659,777	0	0	659,777	0	0	9,746,812	1,408,343	679,425	4,057,840	3,601,204	0	0	86,030	86,030	0	0
<b>2. Care and Treatment</b>	400,907	129	0	0	129	0	0	323,290	0	33,163	290,127	0	0	77,488	77,488	0	0	
<b>2.99 Others / not-elsewhere classified</b>	400,907	129	0	0	129	0	0	323,290	0	33,163	290,127	0	0	77,488	77,488	0	0	
<b>3. Orphans and Vulnerable Children</b>	198,672	0	0	0	0	0	0	198,672	0	8,589	190,083	0	0	0	0	0	0	
<b>3.99 Others / Not-elsewhere classified</b>	198,672	0	0	0	0	0	0	198,672	0	8,589	190,083	0	0	0	0	0	0	
<b>4. Program Management and Administration Strengthening</b>	4,475,264	2,099,637	22,082	0	2,077,555	0	0	1,923,184	255,207	711,722	668,130	288,126	0	0	452,443	452,443	0	0
<b>4.99 Others / not-elsewhere classified</b>	4,475,264	2,099,637	22,082	0	2,077,555	0	0	1,923,184	255,207	711,722	668,130	288,126	0	0	452,443	452,443	0	0
<b>5. Incentives for Human Resources</b>	1,207,933	289,529	772	0	288,757	0	0	694,080	154,005	170,930	321,660	47,484	0	0	224,324	224,324	0	0
<b>5.99 Others / not elsewhere classified</b>	1,207,933	289,529	772	0	288,757	0	0	694,080	154,005	170,930	321,660	47,484	0	0	224,324	224,324	0	0
<b>6. Social Protection and Social Services excluding Orphans and Vulnerable Children</b>	18,054	6,092	0	0	6,092	0	0	11,962	0	11,962	0	0	0	0	0	0	0	
<b>6.99 Others / not elsewhere classified</b>	18,054	6,092	0	0	6,092	0	0	11,962	0	11,962	0	0	0	0	0	0	0	
<b>7. Enabling Environment and Community Development</b>	615,699	4,681	0	0	4,681	0	0	607,870	342,459	176,180	0	89,231	0	0	3,148	3,148	0	0
<b>7.99 Others / Not elsewhere classified</b>	615,699	4,681	0	0	4,681	0	0	607,870	342,459	176,180	0	89,231	0	0	3,148	3,148	0	0
<b>8. Research excluding operations research which is included under</b>	392,894	0	0	0	0	0	0	257,523	198,803	58,720	0	0	0	0	135,371	135,371	0	0
<b>8.99 Researchnot elsewhere classified</b>	392,894	0	0	0	0	0	0	257,523	198,803	58,720	0	0	0	0	135,371	135,371	0	0