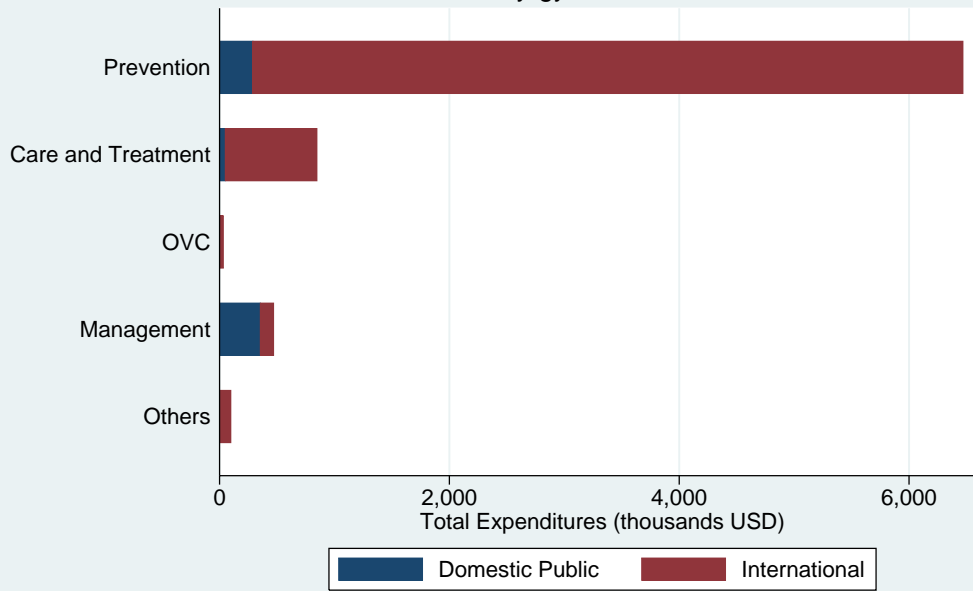
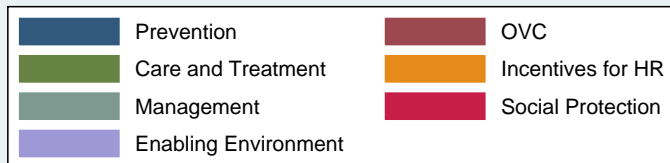
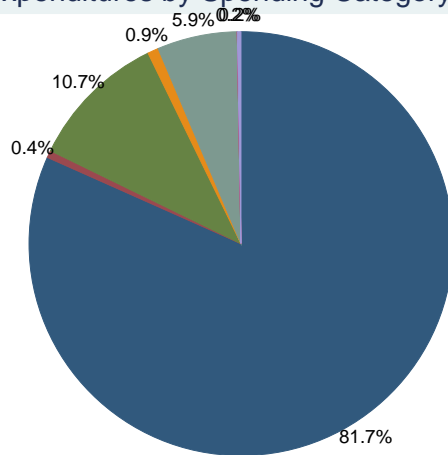


Expenditures by Finance Source and Spending Category Kyrgyzstan, 2006



Source: Detailed spending data in the AIDS Funding Matrix attached

Distribution of Expenditures by Spending Category, Kyrgyzstan 2006



Domestic Public Expenditure = 695009 USD (9 %)
International Expenditures = 7222113 USD (91 %)
Source: Detailed spending data in the AIDS Funding Matrix attached

AIDS spending by categories and financing sources

| AIDS Spending Category / Finance Sources (USD) | Total | Domestic Public | Central National | Sub National | Dev. Bank Reimbursable | All Other Public | Social Security | International | Bilaterals | UN Agencies Multilaterals | Global Fund | Dev Bank Non Reimbursable | All Other Multilateral | All Other International | Private | Corporations | Consumer Out of pocket | All Other Private |
|-------------------------------------------------------------------------------------------|-----------|-----------------|------------------|--------------|------------------------|------------------|-----------------|---------------|------------|---------------------------|-------------|---------------------------|------------------------|-------------------------|---------|--------------|------------------------|-------------------|
| TOTAL | 7,917,123 | 695,009 | 695,009 | 0 | 0 | 0 | 0 | 7,222,113 | 689,070 | 1,100,000 | 3,067,775 | 2,365,268 | 0 | 0 | 0 | 0 | 0 | 0 |
| 1. Prevention | 6,468,939 | 289,955 | 289,955 | 0 | 0 | 0 | 0 | 6,178,984 | 689,070 | 1,100,000 | 2,024,646 | 2,365,268 | 0 | 0 | 0 | 0 | 0 | 0 |
| 1.01 Communication for social and behavioral change | 49,181 | 0 | 0 | 0 | 0 | 0 | 0 | 49,181 | 0 | 0 | 49,181 | 0 | 0 | 0 | 0 | 0 | 0 | 0 |
| 1.02 Community mobilization | 111,191 | 0 | 0 | 0 | 0 | 0 | 0 | 111,191 | 0 | 0 | 111,191 | 0 | 0 | 0 | 0 | 0 | 0 | 0 |
| 1.03 Voluntary counselling and testing | 87,975 | 77,400 | 77,400 | 0 | 0 | 0 | 0 | 10,575 | 0 | 0 | 10,575 | 0 | 0 | 0 | 0 | 0 | 0 | 0 |
| 1.06 Prevention - Youth out-of-school | 840,652 | 0 | 0 | 0 | 0 | 0 | 0 | 840,652 | 0 | 0 | 840,652 | 0 | 0 | 0 | 0 | 0 | 0 | 0 |
| 1.07 Prevention of HIV transmission aimed at persons living with HIV | 140,761 | 0 | 0 | 0 | 0 | 0 | 0 | 140,761 | 0 | 0 | 140,761 | 0 | 0 | 0 | 0 | 0 | 0 | 0 |
| 1.08 Programs for sex workers and their clients | 209,959 | 0 | 0 | 0 | 0 | 0 | 0 | 209,959 | 0 | 0 | 209,959 | 0 | 0 | 0 | 0 | 0 | 0 | 0 |
| 1.09 Programs for MSM | 69,410 | 0 | 0 | 0 | 0 | 0 | 0 | 69,410 | 0 | 0 | 69,410 | 0 | 0 | 0 | 0 | 0 | 0 | 0 |
| 1.10 Harm reduction programs for IDUs | 331,127 | 0 | 0 | 0 | 0 | 0 | 0 | 331,127 | 0 | 0 | 331,127 | 0 | 0 | 0 | 0 | 0 | 0 | 0 |
| 1.14 Female condom | 16,323 | 0 | 0 | 0 | 0 | 0 | 0 | 16,323 | 0 | 0 | 16,323 | 0 | 0 | 0 | 0 | 0 | 0 | 0 |
| 1.16 Prevention, Diagnosis and treatment of Sexually Transmitted Infections (STI) | 21,431 | 0 | 0 | 0 | 0 | 0 | 0 | 21,431 | 0 | 0 | 21,431 | 0 | 0 | 0 | 0 | 0 | 0 | 0 |
| 1.18 Blood safety | 269,258 | 193,308 | 193,308 | 0 | 0 | 0 | 0 | 75,950 | 0 | 0 | 75,950 | 0 | 0 | 0 | 0 | 0 | 0 | 0 |
| 1.20 Safe medical injections | 19,247 | 19,247 | 19,247 | 0 | 0 | 0 | 0 | 0 | 0 | 0 | 0 | 0 | 0 | 0 | 0 | 0 | 0 | 0 |
| 1.99 Prevention activities not elsewhere classified | 4,302,424 | 0 | 0 | 0 | 0 | 0 | 0 | 4,302,424 | 689,070 | 1,100,000 | 148,086 | 2,365,268 | 0 | 0 | 0 | 0 | 0 | 0 |
| 2. Care and Treatment | 847,147 | 49,549 | 49,549 | 0 | 0 | 0 | 0 | 797,598 | 0 | 0 | 797,598 | 0 | 0 | 0 | 0 | 0 | 0 | 0 |
| 2.01.03 Antiretroviral therapy | 168,558 | 0 | 0 | 0 | 0 | 0 | 0 | 168,558 | 0 | 0 | 168,558 | 0 | 0 | 0 | 0 | 0 | 0 | 0 |
| 2.02.1 Opportunistic infection (OI) treatment | 124,402 | 49,549 | 49,549 | 0 | 0 | 0 | 0 | 74,853 | 0 | 0 | 74,853 | 0 | 0 | 0 | 0 | 0 | 0 | 0 |
| 2.99 Others / not-elsewhere classified | 554,187 | 0 | 0 | 0 | 0 | 0 | 0 | 554,187 | 0 | 0 | 554,187 | 0 | 0 | 0 | 0 | 0 | 0 | 0 |
| 3. Orphans and Vulnerable Children | 33,033 | 653 | 653 | 0 | 0 | 0 | 0 | 32,380 | 0 | 0 | 32,380 | 0 | 0 | 0 | 0 | 0 | 0 | 0 |
| 3.99 Others / Not-elsewhere classified | 33,033 | 653 | 653 | 0 | 0 | 0 | 0 | 32,380 | 0 | 0 | 32,380 | 0 | 0 | 0 | 0 | 0 | 0 | 0 |
| 4. Program Management and Administration Strengthening | 470,146 | 354,562 | 354,562 | 0 | 0 | 0 | 0 | 115,584 | 0 | 0 | 115,584 | 0 | 0 | 0 | 0 | 0 | 0 | 0 |
| 4.01 Programme management | 354,562 | 354,562 | 354,562 | 0 | 0 | 0 | 0 | 0 | 0 | 0 | 0 | 0 | 0 | 0 | 0 | 0 | 0 | 0 |
| 4.03 Monitoring and evaluation | 29,879 | 0 | 0 | 0 | 0 | 0 | 0 | 29,879 | 0 | 0 | 29,879 | 0 | 0 | 0 | 0 | 0 | 0 | 0 |
| 4.10 Upgrading laboratory infrastructure | 85,705 | 0 | 0 | 0 | 0 | 0 | 0 | 85,705 | 0 | 0 | 85,705 | 0 | 0 | 0 | 0 | 0 | 0 | 0 |
| 5. Incentives for Human Resources | 70,383 | 0 | 0 | 0 | 0 | 0 | 0 | 70,383 | 0 | 0 | 70,383 | 0 | 0 | 0 | 0 | 0 | 0 | 0 |
| 5.05 Training | 70,383 | 0 | 0 | 0 | 0 | 0 | 0 | 70,383 | 0 | 0 | 70,383 | 0 | 0 | 0 | 0 | 0 | 0 | 0 |
| 6. Social Protection and Social Services excluding Orphans and Vulnerable Children | 14,624 | 289 | 289 | 0 | 0 | 0 | 0 | 14,335 | 0 | 0 | 14,335 | 0 | 0 | 0 | 0 | 0 | 0 | 0 |
| 6.99 Others / not elsewhere classified | 14,624 | 289 | 289 | 0 | 0 | 0 | 0 | 14,335 | 0 | 0 | 14,335 | 0 | 0 | 0 | 0 | 0 | 0 | 0 |
| 7. Enabling Environment and Community Development | 12,849 | 0 | 0 | 0 | 0 | 0 | 0 | 12,849 | 0 | 0 | 12,849 | 0 | 0 | 0 | 0 | 0 | 0 | 0 |
| 7.99 Others / Not elsewhere classified | 12,849 | 0 | 0 | 0 | 0 | 0 | 0 | 12,849 | 0 | 0 | 12,849 | 0 | 0 | 0 | 0 | 0 | 0 | 0 |