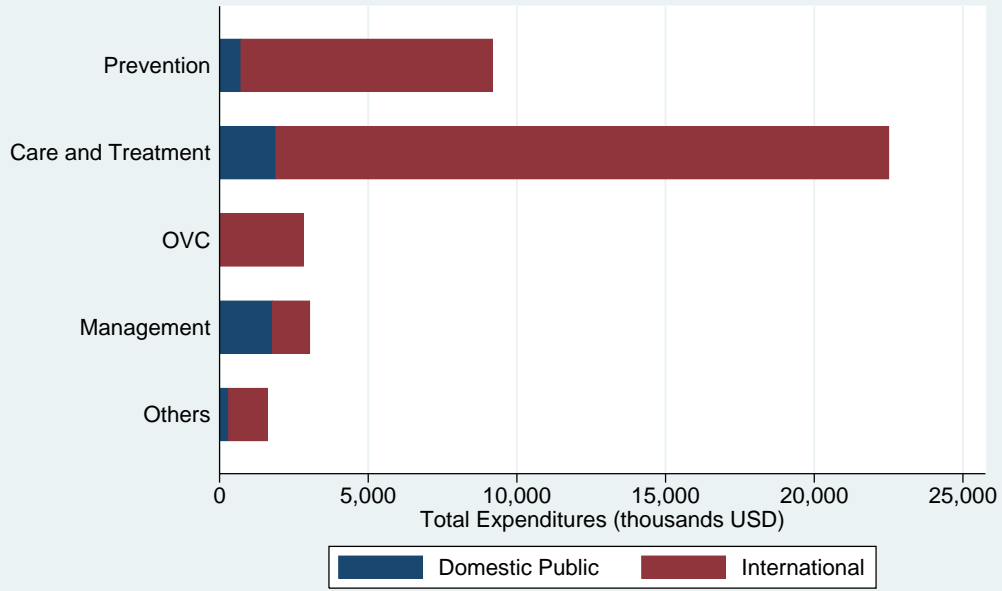
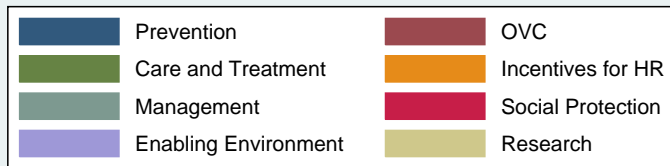
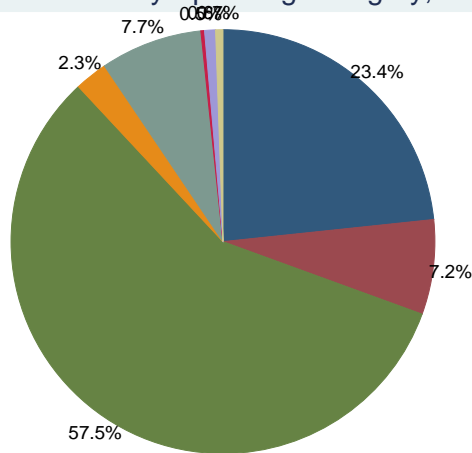


Expenditures by Finance Source and Spending Category Cote d'Ivoire, 2006



Source: Detailed spending data in the AIDS Funding Matrix attached

Distribution of Expenditures by Spending Category, Cote d'Ivoire 2006



Domestic Public Expenditure = 4704973 USD (12 %)
International Expenditures = 34425088 USD (88 %)
Source: Detailed spending data in the AIDS Funding Matrix attached



AIDS spending by categories and financing sources

AIDS Spending Category / Finance Sources (USD)	Total	Domestic Public	Central National	Sub National	Dev. Bank Reimbursable	All Other Public	Social Security	International	Bilaterals	UN Agencies Multilaterals	Global Fund	Dev Bank Non Reimbursable	All Other Multilateral	All Other International	Private	Corporations	Consumer Out of pocket	All Other Private	
4.11 Construction of new health centres	56,386	0	0	0	0	0	0	56,386	56,386	0	0	0	0	0	0	0	0	0	0
4.99 Others / not-elsewhere classified	198,551	23,092	0	0	0	23,092	0	175,459	140,809	0	0	0	34,650	0	0	0	0	0	0
5. Incentives for Human Resources	908,039	22,846	15,231	0	0	7,615	0	885,193	301,543	272,842	0	0	0	310,808	0	0	0	0	0
5.01 Monetary incentive for physicians	58,258	0	0	0	0	0	0	58,258	0	0	0	0	58,258	0	0	0	0	0	0
5.02 Monetary incentive for nurses	3,427	0	0	0	0	0	0	3,427	0	0	0	0	3,427	0	0	0	0	0	0
5.03 Monetary incentive for other staff	193,757	0	0	0	0	0	0	193,757	0	0	0	0	193,757	0	0	0	0	0	0
5.04 Formative education and build-up of an AIDS workforce	30,877	0	0	0	0	0	0	30,877	30,877	0	0	0	0	0	0	0	0	0	0
5.05 Training	584,795	22,846	15,231	0	0	7,615	0	561,949	270,666	235,918	0	0	0	55,365	0	0	0	0	0
5.99 Others / not elsewhere classified	36,925	0	0	0	0	0	0	36,925	0	36,925	0	0	0	0	0	0	0	0	0
6. Social Protection and Social Services excluding Orphans and Vulnerable Children	199,989	150,684	150,684	0	0	0	0	49,305	19,039	30,266	0	0	0	0	0	0	0	0	0
6.01 Monetary benefits	166,492	147,454	147,454	0	0	0	0	19,039	19,039	0	0	0	0	0	0	0	0	0	0
6.02 In-kind benefits	914	914	914	0	0	0	0	0	0	0	0	0	0	0	0	0	0	0	0
6.04 Income generation	30,266	0	0	0	0	0	0	30,266	0	30,266	0	0	0	0	0	0	0	0	0
6.99 Others / not elsewhere classified	2,317	2,317	2,317	0	0	0	0	0	0	0	0	0	0	0	0	0	0	0	0
7. Enabling Environment and Community Development	236,946	131,450	131,450	0	0	0	0	105,495	19,039	19,822	0	0	0	66,635	0	0	0	0	0
7.02 Human rights	170,311	131,450	131,450	0	0	0	0	38,860	19,039	19,822	0	0	0	0	0	0	0	0	0
7.99 Others / Not elsewhere classified	66,635	0	0	0	0	0	0	66,635	0	0	0	0	66,635	0	0	0	0	0	0
8. Research excluding operations research which is included under	266,457	0	0	0	0	0	0	266,457	38,077	0	0	0	228,380	0	0	0	0	0	0
8.02 Clinical research	176,976	0	0	0	0	0	0	176,976	38,077	0	0	0	138,899	0	0	0	0	0	0
8.03 Epidemiological research	3,808	0	0	0	0	0	0	3,808	0	0	0	0	3,808	0	0	0	0	0	0
8.98 Research not specified by kind	85,673	0	0	0	0	0	0	85,673	0	0	0	0	85,673	0	0	0	0	0	0