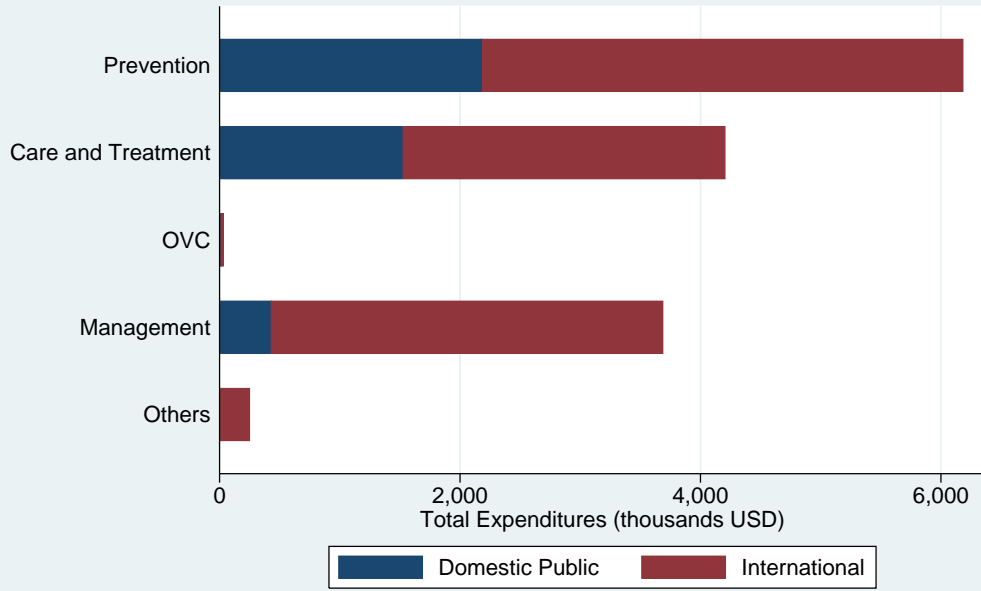
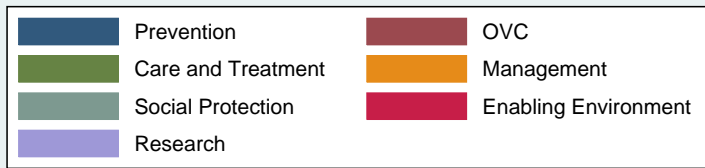
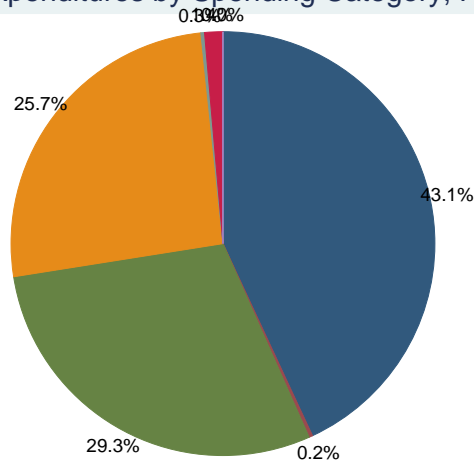


### Expenditures by Finance Source and Spending Category Honduras, 2006



Source: Detailed spending data in the AIDS Funding Matrix attached

### Distribution of Expenditures by Spending Category, Honduras 2006



Domestic Public Expenditure = 4154423 USD (29 %)  
International Expenditures = 10199783 USD (71 %)  
Source: Detailed spending data in the AIDS Funding Matrix attached

# AIDS spending by categories and financing sources

AIDS Spending Category / Finance Sources (USD)	Total	Domestic Public	Central National	Sub National	Dev. Bank Reimbursable	All Other Public	Social Security	International	Bilaterals	UN Agencies Multilaterals	Global Fund	Dev Bank Non Reimbursable	All Other Multilateral	All Other International	Private	Corporations	Consumer Out of pocket	All Other Private
<b>TOTAL</b>	17,485,078	4,154,423	4,107,211	43,244	0	3,968	0	10,199,783	3,378,095	637,399	4,096,538	0	0	2,087,752	3,130,872	347,860	2,783,013	0
<b>1. Prevention</b>	8,802,544	2,186,917	2,143,734	43,183	0	0	0	3,995,893	1,785,154	178,511	1,037,157	0	0	995,071	2,619,735	230,897	2,388,837	0
1.01 Communication for social and behavioral change	430,129	0	0	0	0	0	0	430,129	315,158	48,834	66,137	0	0	0	0	0	0	0
1.02 Community mobilization	156,326	0	0	0	0	0	0	156,326	122,496	28,902	0	0	0	4,927	0	0	0	0
1.03 Voluntary counselling and testing	1,001,445	812,540	812,540	0	0	0	0	130,936	17,243	0	113,693	0	0	0	57,969	0	57,969	0
1.04 Risk-reduction for vulnerable and special populations	662,110	61	61	0	0	0	0	648,510	492,226	19,862	15,668	0	0	120,754	13,538	13,538	0	0
1.05. Prevention - Youth in school	277,323	0	0	0	0	0	0	277,323	99,473	24,848	0	0	0	153,002	0	0	0	0
1.06 Prevention - Youth out-of-school	927,251	0	0	0	0	0	0	927,251	4,441	0	269,846	0	0	652,964	0	0	0	0
1.07 Prevention of HIV transmission aimed at persons living with HIV	195,030	0	0	0	0	0	0	192,781	68,383	5,603	118,795	0	0	0	2,248	2,248	0	0
1.08 Programs for sex workers and their clients	348,779	1,983	1,983	0	0	0	0	333,480	147,661	0	185,819	0	0	0	13,317	13,173	144	0
1.09 Programs for MSM	193,244	7,831	7,831	0	0	0	0	95,940	78,887	0	0	0	0	17,053	89,473	88,904	569	0
1.10 Harm reduction programs for IDUs	59,899	0	0	0	0	0	0	59,899	59,899	0	0	0	0	0	0	0	0	0
1.11 Workplace activities	63,836	0	0	0	0	0	0	63,836	48,733	15,103	0	0	0	0	0	0	0	0
1.12 Condom social marketing	98,811	0	0	0	0	0	0	79,428	79,428	0	0	0	0	0	19,383	19,383	0	0
1.13 Public and commercial sector condom provision	2,478,176	0	0	0	0	0	0	225,541	225,541	0	0	0	0	0	2,252,635	0	2,252,635	0
1.16 Prevention, Diagnosis and treatment of Sexually Transmitted Infections (STI)	1,285,024	935,279	935,279	0	0	0	0	286,341	21,791	0	264,550	0	0	0	63,403	0	63,403	0
1.17 Prevention of mother-to-child transmission	465,502	381,396	381,318	78	0	0	0	38,781	3,794	32,337	2,650	0	0	0	45,325	34,681	10,644	0
1.18 Blood safety	105,205	43,106	0	43,106	0	0	0	0	0	0	0	0	0	0	62,099	58,969	3,130	0
1.19 Post-exposure prophylaxis	5,064	4,722	4,722	0	0	0	0	0	0	0	0	0	0	0	343	0	343	0
1.99 Prevention activities not elsewhere classified	49,392	0	0	0	0	0	0	49,392	0	3,021	0	0	0	46,372	0	0	0	0
<b>2. Care and Treatment</b>	4,645,357	1,526,906	1,526,845	61	0	0	0	2,677,243	20,138	8,228	2,001,868	0	0	647,009	441,208	65,571	375,638	0
2.01 Outpatient care	3,332,152	1,184,365	1,184,363	3	0	0	0	1,765,683	20,138	8,228	1,737,318	0	0	0	382,103	46,158	335,945	0
2.01.01 Provider initiated testing	50,454	0	0	0	0	0	0	50,454	0	0	50,454	0	0	0	0	0	0	0
2.01.02 Opportunistic infection (OI) prophylaxis	257,757	11,701	11,698	3	0	0	0	199,762	0	0	199,762	0	0	0	46,293	888	45,406	0
2.01.03 Antiretroviral therapy	2,696,021	991,153	991,153	0	0	0	0	1,428,859	0	8,228	1,420,631	0	0	0	276,009	23,522	252,487	0
2.01.04 Nutritional support associated to ARV therapy	41,886	0	0	0	0	0	0	20,138	20,138	0	0	0	0	0	21,749	21,749	0	0
2.01.05 Specific HIV laboratory monitoring	264,468	181,511	181,511	0	0	0	0	44,904	0	0	44,904	0	0	0	38,053	0	38,053	0
2.01.99 Outpatient Care services: not elsewhere classified	21,566	0	0	0	0	0	0	21,566	0	0	21,566	0	0	0	0	0	0	0
2.02 In-patient care	1,309,377	342,541	342,483	58	0	0	0	907,731	0	0	264,550	0	0	643,181	59,105	19,413	39,692	0
2.02.1 Opportunistic infection (OI) treatment	918,510	3,384	3,383	1	0	0	0	907,731	0	0	264,550	0	0	643,181	7,395	226	7,168	0
2.02.99 In-patient services not elsewhere classified	390,868	339,157	339,100	58	0	0	0	0	0	0	0	0	0	51,711	19,187	32,524	0	0
2.99 Others / not-elsewhere classified	3,828	0	0	0	0	0	0	3,828	0	0	0	0	0	3,828	0	0	0	0
<b>3. Orphans and Vulnerable Children</b>	32,295	11,144	11,144	0	0	0	0	19,232	12,908	0	0	0	0	6,324	1,920	1,920	0	0
3.01 OVC Education	12,908	0	0	0	0	0	0	12,908	12,908	0	0	0	0	0	0	0	0	0
3.02 OVC Basic health care	11,144	11,144	11,144	0	0	0	0	0	0	0	0	0	0	0	0	0	0	0
3.04 OVC Community support	6,324	0	0	0	0	0	0	6,324	0	0	0	0	0	6,324	0	0	0	0
3.05 OVC Administrative costs	1,920	0	0	0	0	0	0	0	0	0	0	0	0	0	1,920	1,920	0	0

