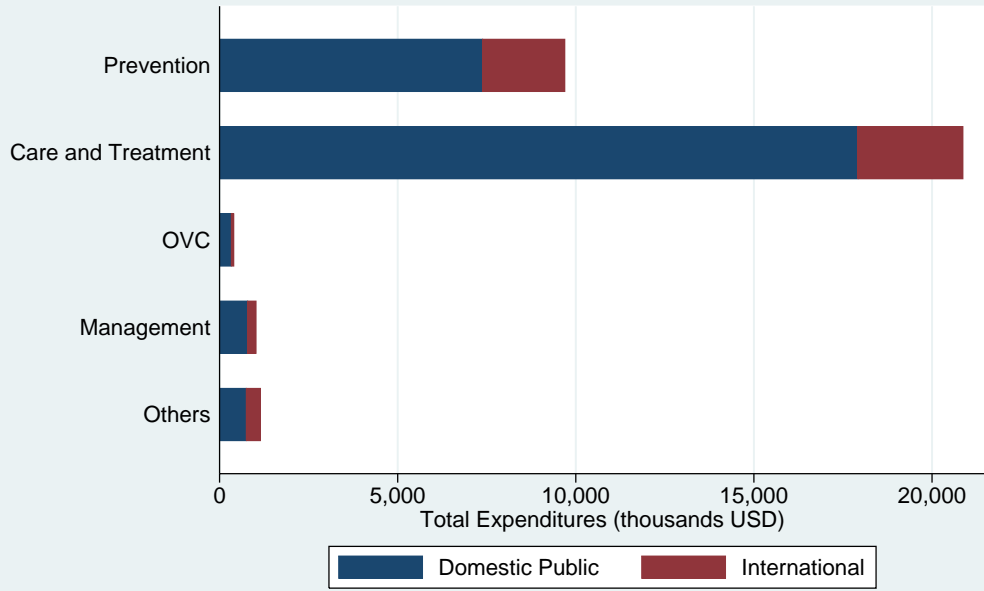
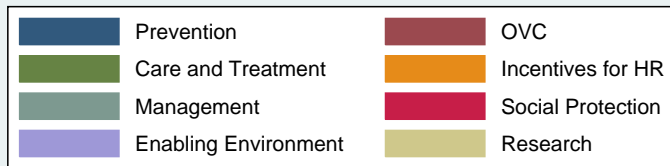
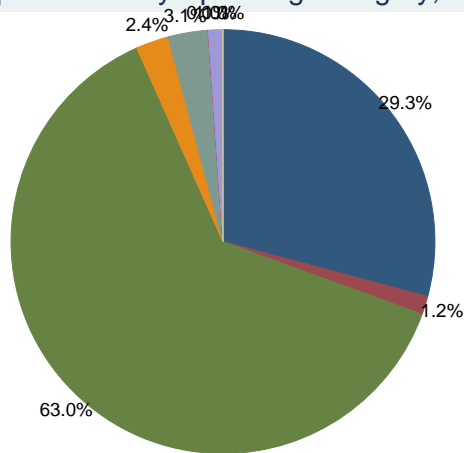


### Expenditures by Finance Source and Spending Category El Salvador, 2006



Source: Detailed spending data in the AIDS Funding Matrix attached

### Distribution of Expenditures by Spending Category, El Salvador 2006



Domestic Public Expenditure = 27170756 USD (82 %)  
 International Expenditures = 5957428 USD (18 %)  
 Source: Detailed spending data in the AIDS Funding Matrix attached

# AIDS spending by categories and financing sources

AIDS Spending Category / Finance Sources (USD)	Total	Domestic Public	Central National	Sub National	Dev. Bank Reimbursable	All Other Public	Social Security	International	Bilaterals	UN Agencies Multilaterals	Global Fund	Dev Bank Non Reimbursable	All Other Multilateral	All Other International	Private	Corporations	Consumer Out of pocket	All Other Private
<b>TOTAL</b>	<b>35,970,388</b>	<b>27,170,756</b>	<b>18,346,586</b>	<b>0</b>	<b>399,000</b>	<b>0</b>	<b>8,425,169</b>	<b>5,957,428</b>	<b>425,986</b>	<b>2,560,500</b>	<b>2,787,852</b>	<b>0</b>	<b>0</b>	<b>183,090</b>	<b>2,842,206</b>	<b>2,789,382</b>	<b>52,824</b>	<b>0</b>
<b>1. Prevention</b>	<b>12,358,927</b>	<b>7,382,799</b>	<b>5,311,443</b>	<b>0</b>	<b>140,000</b>	<b>0</b>	<b>1,931,356</b>	<b>2,308,337</b>	<b>231,511</b>	<b>1,200,475</b>	<b>697,513</b>	<b>0</b>	<b>0</b>	<b>178,838</b>	<b>2,667,791</b>	<b>2,621,081</b>	<b>46,710</b>	<b>0</b>
1.01 Communication for social and behavioral change	1,488,946	602,701	317,700	0	60,000	0	225,001	880,305	144,000	585,505	150,000	0	0	800	5,940	5,940	0	0
1.02 Community mobilization	170,658	80,953	80,953	0	0	0	0	88,505	0	0	85,505	0	0	3,000	1,200	1,200	0	0
1.03 Voluntary counselling and testing	1,135,010	698,983	698,983	0	0	0	0	436,027	0	252,824	183,203	0	0	0	0	0	0	0
1.04 Risk-reduction for vulnerable and special populations	174,696	57,707	57,707	0	0	0	0	116,989	0	45,450	71,539	0	0	0	0	0	0	0
1.05. Prevention - Youth in school	287,353	280,815	280,815	0	0	0	0	5,788	0	4,777	1,011	0	0	0	750	750	0	0
1.06 Prevention - Youth out-of-school	77,264	25,093	25,093	0	0	0	0	48,211	0	10,000	20,011	0	0	18,200	3,960	3,960	0	0
1.07 Prevention of HIV transmission aimed at persons living with HIV	1,004,657	696,679	696,679	0	0	0	0	191,238	0	10,000	58,000	0	0	123,238	116,740	70,030	46,710	0
1.08 Programs for sex workers and their clients	55,356	2,920	2,920	0	0	0	0	52,436	0	0	48,036	0	0	4,400	0	0	0	0
1.11 Workplace activities	80	80	53	0	0	0	27	0	0	0	0	0	0	0	0	0	0	0
1.12 Condom social marketing	217,019	100	100	0	0	0	0	216,919	25,000	176,919	15,000	0	0	0	0	0	0	0
1.13 Public and commercial sector condom provision	3,656,096	1,000,981	1,000,981	0	0	0	0	162,511	62,511	75,000	0	0	0	25,000	2,492,604	2,492,604	0	0
1.14 Female condom	69,408	0	0	0	0	0	0	69,408	0	0	65,208	0	0	4,200	0	0	0	0
1.16 Prevention, Diagnosis and treatment of Sexually Transmitted Infections (STI)	1,673,085	1,673,085	661,567	0	0	0	1,011,518	0	0	0	0	0	0	0	0	0	0	0
1.17 Prevention of mother-to-child transmission	1,019,354	1,019,354	472,042	0	80,000	0	467,312	0	0	0	0	0	0	0	0	0	0	0
1.18 Blood safety	745,451	664,854	664,854	0	0	0	0	40,000	0	40,000	0	0	0	40,597	40,597	0	0	0
1.19 Post-exposure prophylaxis	7,843	7,843	7,843	0	0	0	0	0	0	0	0	0	0	0	0	0	0	0
1.22 Universal precautions	141,990	141,990	141,990	0	0	0	0	0	0	0	0	0	0	0	0	0	0	0
1.99 Prevention activities not elsewhere classified	434,661	428,661	201,163	0	0	0	227,498	0	0	0	0	0	0	6,000	6,000	0	0	0
<b>2. Care and Treatment</b>	<b>20,997,404</b>	<b>17,919,982</b>	<b>11,426,169</b>	<b>0</b>	<b>0</b>	<b>0</b>	<b>6,493,813</b>	<b>2,946,905</b>	<b>3,991</b>	<b>900,341</b>	<b>2,041,109</b>	<b>0</b>	<b>0</b>	<b>1,464</b>	<b>130,516</b>	<b>124,402</b>	<b>6,114</b>	<b>0</b>
2.01 Outpatient care	13,018,536	10,052,794	4,135,453	0	0	0	5,917,341	2,939,180	3,991	900,341	2,033,384	0	0	1,464	26,562	21,920	4,642	0
2.01.01 Provider initiated testing	642,954	200,900	200,900	0	0	0	0	438,670	0	438,670	0	0	0	0	3,384	3,384	0	0
2.01.02 Opportunistic infection (OI) prophylaxis	506,919	442,175	442,175	0	0	0	0	64,744	0	64,744	0	0	0	0	0	0	0	0
2.01.03 Antiretroviral therapy	7,550,978	5,705,340	3,324,701	0	0	0	2,380,639	1,845,638	0	334,121	1,511,517	0	0	0	0	0	0	0
2.01.04 Nutritional support associated to ARV therapy	1,102,729	714,215	126,684	0	0	0	587,531	388,514	3,991	127,400	257,123	0	0	0	0	0	0	0
2.01.05 Specific HIV laboratory monitoring	3,176,420	2,976,270	27,099	0	0	0	2,949,171	200,150	0	150	200,000	0	0	0	0	0	0	0
2.01.08 Palliative care	38,536	13,894	13,894	0	0	0	0	1,464	0	0	0	0	0	1,464	23,178	18,536	4,642	0
2.02 In-patient care	7,977,365	7,867,158	7,290,686	0	0	0	576,472	7,725	0	0	7,725	0	0	0	102,482	102,482	0	0
2.02.1 Opportunistic infection (OI) treatment	2,922,069	2,918,207	2,918,207	0	0	0	0	3,862	0	0	3,862	0	0	0	0	0	0	0
2.02.99 In-patient services not elsewhere classified	5,055,296	4,948,951	4,372,479	0	0	0	576,472	3,863	0	0	3,863	0	0	0	102,482	102,482	0	0
2.99 Others / not-elsewhere classified	1,502	30	30	0	0	0	0	0	0	0	0	0	0	0	1,472	0	1,472	0
<b>3. Orphans and Vulnerable Children</b>	<b>405,407</b>	<b>329,754</b>	<b>329,754</b>	<b>0</b>	<b>0</b>	<b>0</b>	<b>0</b>	<b>69,553</b>	<b>1,711</b>	<b>50,000</b>	<b>17,842</b>	<b>0</b>	<b>0</b>	<b>0</b>	<b>6,100</b>	<b>6,100</b>	<b>0</b>	<b>0</b>
3.01 OVC Education	203,559	201,848	201,848	0	0	0	0	1,711	1,711	0	0	0	0	0	0	0	0	0
3.02 OVC Basic health care	143,397	69,455	69,455	0	0	0	0	67,842	0	50,000	17,842	0	0	0	6,100	6,100	0	0
3.06 OVC Institutional Care	23,671	23,671	23,671	0	0	0	0	0	0	0	0	0	0	0	0	0	0	0
3.99 Others / Not-elsewhere classified	34,780	34,780	34,780	0	0	0	0	0	0	0	0	0	0	0	0	0	0	0
<b>4. Program Management and Administration Strengthening</b>	<b>1,035,491</b>	<b>787,790</b>	<b>528,790</b>	<b>0</b>	<b>259,000</b>	<b>0</b>	<b>0</b>	<b>236,322</b>	<b>144,465</b>	<b>90,857</b>	<b>0</b>	<b>0</b>	<b>0</b>	<b>1,000</b>	<b>11,379</b>	<b>11,379</b>	<b>0</b>	<b>0</b>
4.01 Programme management	521,212	278,647	278,647	0	0	0	0	231,186	144,465	86,721	0	0	0	0	11,379	11,379	0	0

# AIDS spending by categories and financing sources

AIDS Spending Category / Finance Sources (USD)	Total	Domestic Public	Central National	Sub National	Dev. Bank Reimbursable	All Other Public	Social Security	International	Bilaterals	UN Agencies Multilaterals	Global Fund	Dev Bank Non Reimbursable	All Other Multilateral	All Other International	Private	Corporations	Consumer Out of pocket	All Other Private
4.03 Monitoring and evaluation	250,802	245,666	91,666	0	154,000	0	0	5,136	0	4,136	0	0	0	1,000	0	0	0	0
4.05 Serological-surveillance (Serosurveillance)	84,440	84,440	84,440	0	0	0	0	0	0	0	0	0	0	0	0	0	0	0
4.07 Drug supply systems	63,371	63,371	13,371	0	50,000	0	0	0	0	0	0	0	0	0	0	0	0	0
4.10 Upgrading laboratory infrastructure	55,000	55,000	0	0	55,000	0	0	0	0	0	0	0	0	0	0	0	0	0
4.11 Construction of new health centres	60,666	60,666	60,666	0	0	0	0	0	0	0	0	0	0	0	0	0	0	0
5. Incentives for Human Resources	794,184	446,498	446,498	0	0	0	0	344,486	44,308	298,390	0	0	0	1,788	3,200	3,200	0	0
5.01 Monetary incentive for physicians	56,339	56,339	56,339	0	0	0	0	0	0	0	0	0	0	0	0	0	0	0
5.03 Monetary incentive for other staff	1,200	0	0	0	0	0	0	0	0	0	0	0	0	1,200	1,200	0	0	0
5.04 Formative education and build-up of an AIDS workforce	452,880	239,784	239,784	0	0	0	0	213,096	44,308	167,000	0	0	0	1,788	0	0	0	0
5.05 Training	283,765	150,375	150,375	0	0	0	0	131,390	0	131,390	0	0	0	0	2,000	2,000	0	0
6. Social Protection and Social Services excluding Orphans and Vulnerable Children	23,414	21,774	21,774	0	0	0	0	440	0	440	0	0	0	0	1,200	1,200	0	0
6.02 In-kind benefits	16,761	16,761	16,761	0	0	0	0	0	0	0	0	0	0	0	0	0	0	0
6.03 Social services	6,653	5,013	5,013	0	0	0	0	440	0	440	0	0	0	0	1,200	1,200	0	0
7. Enabling Environment and Community Development	354,659	282,158	282,158	0	0	0	0	50,481	0	19,997	30,484	0	0	0	22,020	22,020	0	0
7.02 Human rights	211,259	138,758	138,758	0	0	0	0	50,481	0	19,997	30,484	0	0	0	22,020	22,020	0	0
7.03 AIDS-specific institutional development	143,400	143,400	143,400	0	0	0	0	0	0	0	0	0	0	0	0	0	0	0
8. Research excluding operations research which is included under	904	0	0	0	0	0	0	904	0	0	904	0	0	0	0	0	0	0
8.02 Clinical research	904	0	0	0	0	0	0	904	0	0	904	0	0	0	0	0	0	0