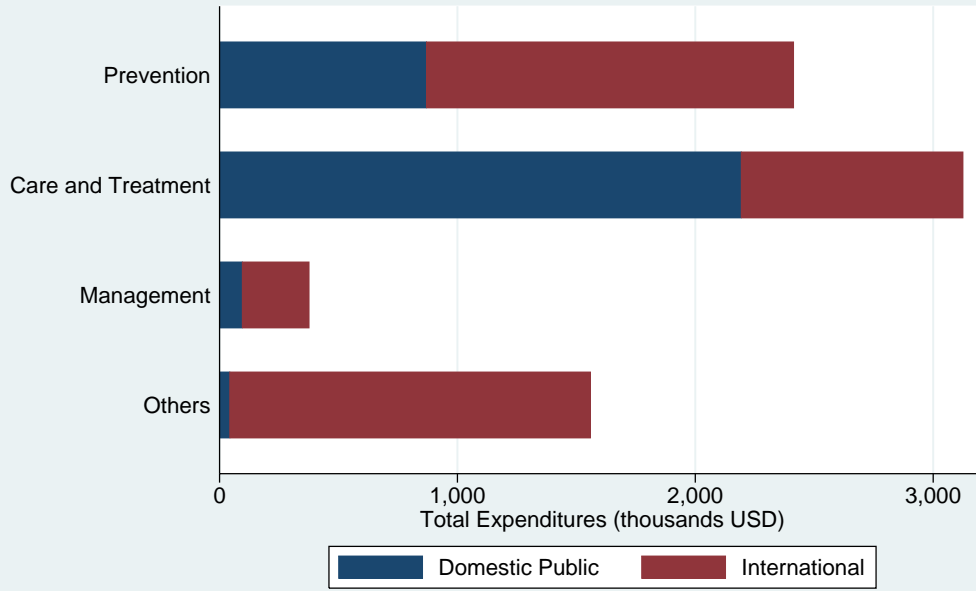
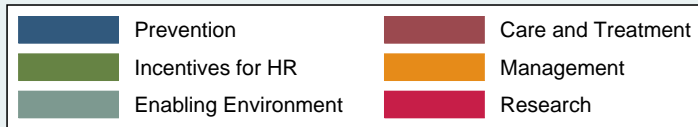
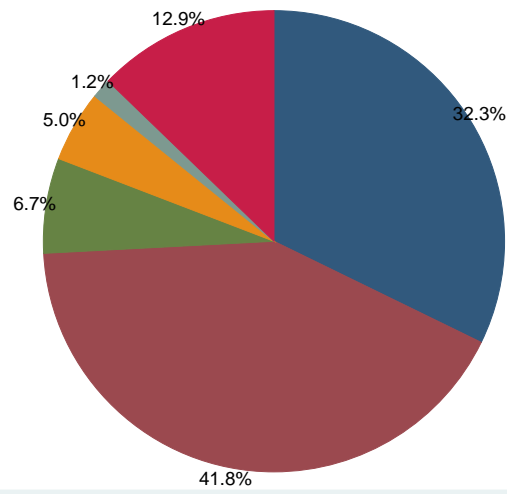


Expenditures by Finance Source and Spending Category Ecuador, 2007



Source: Detailed spending data in the AIDS Funding Matrix attached

Distribution of Expenditures by Spending Category, Ecuador 2007



Domestic Public Expenditure = 3201800 USD (43 %)
International Expenditures = 4271285 USD (57 %)
Source: Detailed spending data in the AIDS Funding Matrix attached

AIDS spending by categories and financing sources

AIDS Spending Category / Finance Sources (USD)	Total	Domestic Public	Central National	Sub National	Dev. Bank Reimbursable	All Other Public	Social Security	International	Bilaterals	UN Agencies Multilaterals	Global Fund	Dev Bank Non Reimbursable	All Other Multilateral	All Other International	Private	Corporations	Consumer Out of pocket	All Other Private
TOTAL	7,473,085	3,201,800	3,201,800	0	0	0	0	4,271,285	0	274,169	2,888,061	0	0	1,109,056	0	0	0	0
1. Prevention	2,412,922	869,921	869,921	0	0	0	0	1,543,000	0	204,059	1,306,342	0	0	32,600	0	0	0	0
1.01 Communication for social and behavioral change	21,600	0	0	0	0	0	0	21,600	0	0	0	0	0	21,600	0	0	0	0
1.02 Community mobilization	12,200	0	0	0	0	0	0	12,200	0	0	2,200	0	0	10,000	0	0	0	0
1.03 Voluntary counselling and testing	435,253	326,446	326,446	0	0	0	0	108,807	0	0	108,807	0	0	0	0	0	0	0
1.04 Risk-reduction for vulnerable and special populations	644,099	0	0	0	0	0	0	644,099	0	10,000	634,099	0	0	0	0	0	0	0
1.05. Prevention - Youth in school	251,766	20,000	20,000	0	0	0	0	231,766	0	39,000	192,766	0	0	0	0	0	0	0
1.06 Prevention - Youth out-of-school	66,499	0	0	0	0	0	0	66,499	0	37,000	29,499	0	0	0	0	0	0	0
1.07 Prevention of HIV transmission aimed at persons living with HIV	2,154	0	0	0	0	0	0	2,154	0	2,154	0	0	0	0	0	0	0	0
1.08 Programs for sex workers and their clients	13,075	0	0	0	0	0	0	13,075	0	0	13,075	0	0	0	0	0	0	0
1.11 Workplace activities	60,000	60,000	60,000	0	0	0	0	0	0	0	0	0	0	0	0	0	0	0
1.12 Condom social marketing	26,800	26,800	26,800	0	0	0	0	0	0	0	0	0	0	0	0	0	0	0
1.13 Public and commercial sector condom provision	256,134	160,740	160,740	0	0	0	0	95,394	0	8,500	85,894	0	0	1,000	0	0	0	0
1.16 Prevention, Diagnosis and treatment of Sexually Transmitted Infections (STI)	159,060	50,000	50,000	0	0	0	0	109,060	0	25,000	84,060	0	0	0	0	0	0	0
1.17 Prevention of mother-to-child transmission	188,299	80,142	80,142	0	0	0	0	108,158	0	41,438	66,720	0	0	0	0	0	0	0
1.18 Blood safety	77,674	18,000	18,000	0	0	0	0	59,674	0	0	59,674	0	0	0	0	0	0	0
1.99 Prevention activities not elsewhere classified	198,308	127,794	127,794	0	0	0	0	70,514	0	40,967	29,548	0	0	0	0	0	0	0
2. Care and Treatment	3,124,992	2,193,317	2,193,317	0	0	0	0	931,675	0	0	931,675	0	0	0	0	0	0	0
2.01 Outpatient care	2,577,124	1,645,449	1,645,449	0	0	0	0	931,675	0	0	931,675	0	0	0	0	0	0	0
2.01.02 Opportunistic infection (OI) prophylaxis	100,000	100,000	100,000	0	0	0	0	0	0	0	0	0	0	0	0	0	0	0
2.01.03 Antiretroviral therapy	2,358,030	1,426,355	1,426,355	0	0	0	0	931,675	0	0	931,675	0	0	0	0	0	0	0
2.01.99 Outpatient Care services: not elsewhere classified	119,094	119,094	119,094	0	0	0	0	0	0	0	0	0	0	0	0	0	0	0
2.02 In-patient care	152,178	152,178	152,178	0	0	0	0	0	0	0	0	0	0	0	0	0	0	0
2.02.1 Opportunistic infection (OI) treatment	144,178	144,178	144,178	0	0	0	0	0	0	0	0	0	0	0	0	0	0	0
2.02.99 In-patient services not elsewhere classified	8,000	8,000	8,000	0	0	0	0	0	0	0	0	0	0	0	0	0	0	0
2.99 Others / not-elsewhere classified	395,690	395,690	395,690	0	0	0	0	0	0	0	0	0	0	0	0	0	0	0
4. Program Management and Administration Strengthening	376,031	95,658	95,658	0	0	0	0	280,374	0	20,198	164,668	0	0	95,508	0	0	0	0
4.01 Programme management	94,184	0	0	0	0	0	0	94,184	0	14,000	10,184	0	0	70,000	0	0	0	0
4.02 Planning and coordination	23,361	0	0	0	0	0	0	23,361	0	862	1,991	0	0	20,508	0	0	0	0
4.03 Monitoring and evaluation	116,130	0	0	0	0	0	0	116,130	0	2,718	108,412	0	0	5,000	0	0	0	0
4.07 Drug supply systems	2,617	0	0	0	0	0	0	2,617	0	2,617	0	0	0	0	0	0	0	0
4.08 Information technology	30,000	0	0	0	0	0	0	30,000	0	0	30,000	0	0	0	0	0	0	0
4.10 Upgrading laboratory infrastructure	51,030	51,030	51,030	0	0	0	0	0	0	0	0	0	0	0	0	0	0	0
4.99 Others / not-elsewhere classified	58,709	44,628	44,628	0	0	0	0	14,081	0	0	14,081	0	0	0	0	0	0	0
5. Incentives for Human Resources	503,918	0	0	0	0	0	0	503,918	0	33,790	440,128	0	0	30,000	0	0	0	0
5.03 Monetary incentive for other staff	23,750	0	0	0	0	0	0	23,750	0	2,700	21,050	0	0	0	0	0	0	0

AIDS spending by categories and financing sources

AIDS Spending Category / Finance Sources (USD)	Total	Domestic Public	Central National	Sub National	Dev. Bank Reimbursable	All Other Public	Social Security	International	Bilaterals	UN Agencies Multilaterals	Global Fund	Dev Bank Non Reimbursable	All Other Multilateral	All Other International	Private	Corporations	Consumer Out of pocket	All Other Private
5.04 Formative education and build-up of an AIDS workforce	450,168	0	0	0	0	0	0	450,168	0	31,090	419,078	0	0	0	0	0	0	0
5.05 Training	30,000	0	0	0	0	0	0	30,000	0	0	0	0	0	30,000	0	0	0	0
7. Enabling Environment and Community Development	91,725	0	0	0	0	0	0	91,725	0	10,354	45,248	0	0	36,123	0	0	0	0
7.01 Advocacy and strategic communication	5,823	0	0	0	0	0	0	5,823	0	5,823	0	0	0	0	0	0	0	0
7.02 Human rights	34,883	0	0	0	0	0	0	34,883	0	0	0	0	0	34,883	0	0	0	0
7.03 AIDS-specific institutional development	5,771	0	0	0	0	0	0	5,771	0	4,531	0	0	0	1,240	0	0	0	0
7.99 Others / Not elsewhere classified	45,248	0	0	0	0	0	0	45,248	0	0	45,248	0	0	0	0	0	0	0
8. Research excluding operations research which is included under	963,497	42,904	42,904	0	0	0	0	920,593	0	5,768	0	0	0	914,825	0	0	0	0
8.03 Epidemiological research	139,950	40,904	40,904	0	0	0	0	99,046	0	5,768	0	0	0	93,278	0	0	0	0
8.04 Social science research	20,000	0	0	0	0	0	0	20,000	0	0	0	0	0	20,000	0	0	0	0
8.05 Behavioural research	2,000	2,000	2,000	0	0	0	0	0	0	0	0	0	0	0	0	0	0	0
8.99 Researchnot elsewhere classified	801,547	0	0	0	0	0	0	801,547	0	0	0	0	0	801,547	0	0	0	0