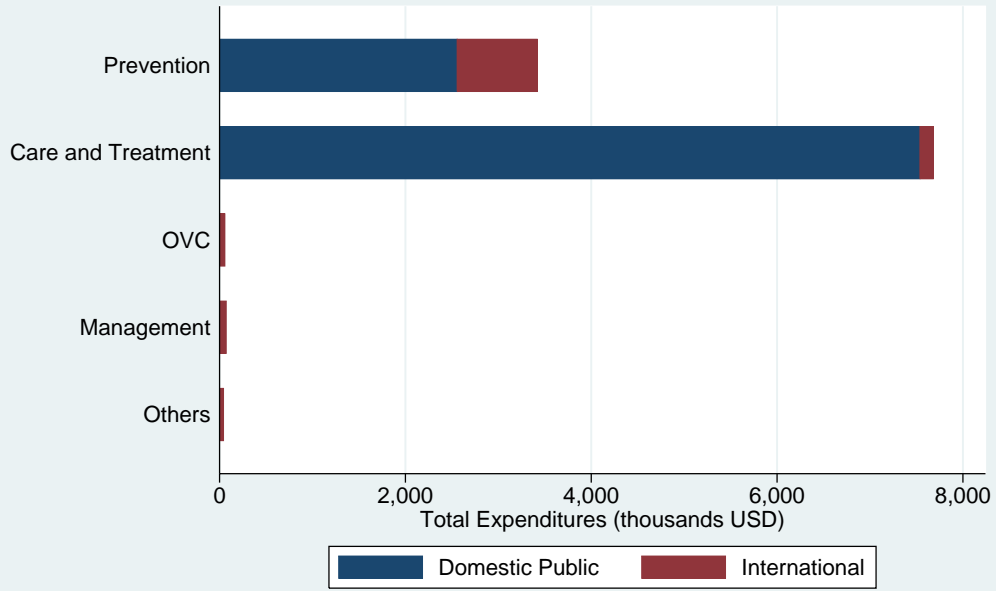

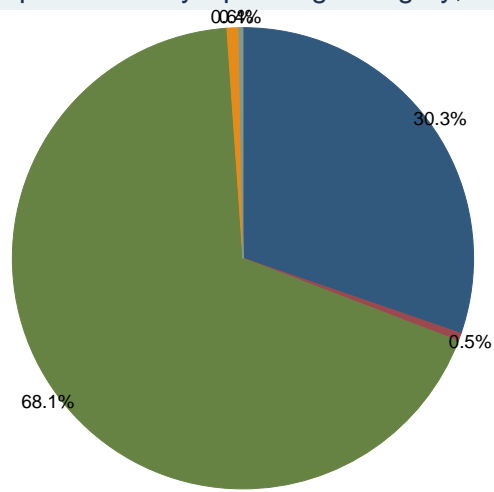


Expenditures by Finance Source and Spending Category Costa Rica, 2006



Source: Detailed spending data in the AIDS Funding Matrix attached

Distribution of Expenditures by Spending Category, Costa Rica 2006



Domestic Public Expenditure = 10093662 USD (90 %)
International Expenditures = 1177476 USD (10 %)
Source: Detailed spending data in the AIDS Funding Matrix attached



AIDS spending by categories and financing sources

AIDS Spending Category / Finance Sources (USD)	Total	Domestic Public	Central National	Sub National	Dev. Bank Reimbursable	All Other Public	Social Security	International	Bilaterals	UN Agencies Multilaterals	Global Fund	Dev Bank Non Reimbursable	All Other Multilateral	All Other International	Private	Corporations	Consumer Out of pocket	All Other Private
TOTAL	35,727,300	10,093,662	0	0	0	121,825	9,971,837	1,177,476	0	92,946	1,022,168	0	0	16,479	24,456,162	0	24,456,162	0
1. Prevention	27,874,574	2,556,721	0	0	0	0	2,556,721	861,693	0	64,246	748,879	0	0	2,686	24,456,162	0	24,456,162	0
1.01 Communication for social and behavioral change	706,872	0	0	0	0	0	0	706,872	0	24,073	682,799	0	0	0	0	0	0	0
1.02 Community mobilization	79,124	0	0	0	0	0	0	79,124	0	39,573	36,865	0	0	2,686	0	0	0	0
1.04 Risk-reduction for vulnerable and special populations	16,015	0	0	0	0	0	0	16,015	0	0	16,015	0	0	0	0	0	0	0
1.06 Prevention - Youth out-of-school	45,882	0	0	0	0	0	0	45,882	0	0	0	0	0	0	0	0	0	0
1.07 Prevention of HIV transmission aimed at persons living with HIV	600	0	0	0	0	0	0	600	0	600	0	0	0	0	0	0	0	0
1.12 Condom social marketing	80,091	66,891	0	0	0	0	66,891	13,200	0	0	13,200	0	0	0	0	0	0	0
1.13 Public and commercial sector condom provision	24,426,430	0	0	0	0	0	0	0	0	0	0	0	0	0	24,426,430	0	24,426,430	0
1.16 Prevention, Diagnosis and treatment of Sexually Transmitted Infections (STI)	249,304	249,304	0	0	0	0	249,304	0	0	0	0	0	0	0	0	0	0	0
1.18 Blood safety	1,963,929	1,934,198	0	0	0	0	1,934,198	0	0	0	0	0	0	0	29,731	0	29,731	0
1.21 Male Circumcision	306,328	306,328	0	0	0	0	306,328	0	0	0	0	0	0	0	0	0	0	0
2. Care and Treatment	7,681,018	7,536,942	0	0	0	121,825	7,415,117	144,075	0	0	144,075	0	0	0	0	0	0	0
2.01 Outpatient care	5,524,918	5,380,843	0	0	0	121,825	5,259,018	144,075	0	0	144,075	0	0	0	0	0	0	0
2.01.03 Antiretroviral therapy	4,141,295	4,141,295	0	0	0	0	4,141,295	0	0	0	0	0	0	0	0	0	0	0
2.01.05 Specific HIV laboratory monitoring	558,619	558,619	0	0	0	0	558,619	0	0	0	0	0	0	0	0	0	0	0
2.01.07 Psychological treatment and support services	114,404	0	0	0	0	0	0	114,404	0	0	114,404	0	0	0	0	0	0	0
2.01.08 Palliative care	29,671	0	0	0	0	0	0	29,671	0	0	29,671	0	0	0	0	0	0	0
2.01.99 Outpatient Care services: not elsewhere classified	680,929	680,929	0	0	0	121,825	559,104	0	0	0	0	0	0	0	0	0	0	0
2.02 In-patient care	2,135,489	2,135,489	0	0	0	0	2,135,489	0	0	0	0	0	0	0	0	0	0	0
2.02.99 In-patient services not elsewhere classified	2,135,489	2,135,489	0	0	0	0	2,135,489	0	0	0	0	0	0	0	0	0	0	0
2.98 Care and Treatment not specified by kind	20,610	20,610	0	0	0	0	20,610	0	0	0	0	0	0	0	0	0	0	0
3. Orphans and Vulnerable Children	57,009	0	0	0	0	0	0	57,009	0	0	57,009	0	0	0	0	0	0	0
3.02 OVC Basic health care	57,009	0	0	0	0	0	0	57,009	0	0	57,009	0	0	0	0	0	0	0
4. Program Management and Administration Strengthening	72,205	0	0	0	0	0	0	72,205	0	0	72,205	0	0	0	0	0	0	0
4.03 Monitoring and evaluation	11,003	0	0	0	0	0	0	11,003	0	0	11,003	0	0	0	0	0	0	0
4.99 Others / not-elsewhere classified	61,202	0	0	0	0	0	0	61,202	0	0	61,202	0	0	0	0	0	0	0
7. Enabling Environment and Community Development	42,493	0	0	0	0	0	0	42,493	0	28,700	0	0	0	13,793	0	0	0	0
7.01 Advocacy and strategic communication	35,760	0	0	0	0	0	0	35,760	0	28,700	0	0	0	7,060	0	0	0	0
7.02 Human rights	6,733	0	0	0	0	0	0	6,733	0	0	0	0	0	6,733	0	0	0	0