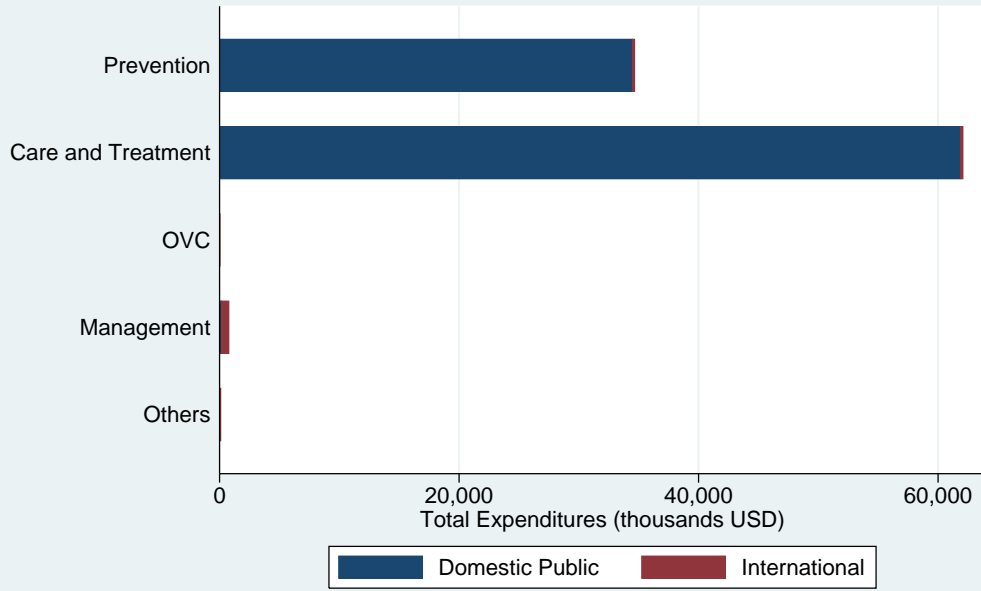
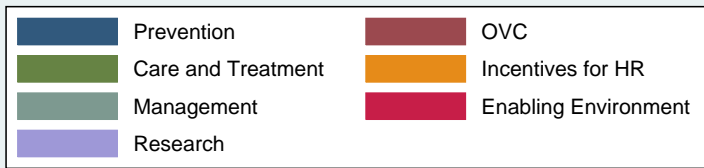
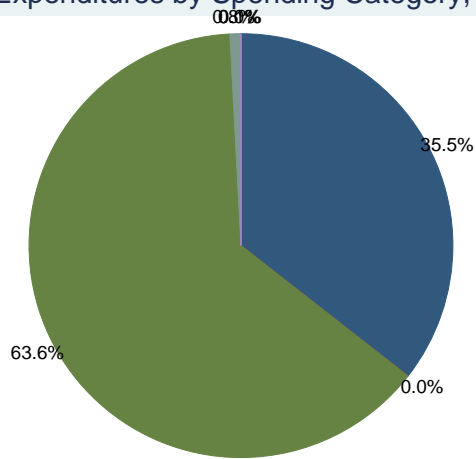


### Expenditures by Finance Source and Spending Category Colombia, 2006



Source: Detailed spending data in the AIDS Funding Matrix attached

### Distribution of Expenditures by Spending Category, Colombia 2006



Domestic Public Expenditure = 96581824 USD (99 %)  
International Expenditures = 1062956 USD (1 %)  
Source: Detailed spending data in the AIDS Funding Matrix attached



# AIDS spending by categories and financing sources

AIDS Spending Category / Finance Sources (USD)	Total	Domestic Public	Central National	Sub National	Dev. Bank Reimbursable	All Other Public	Social Security	International	Bilaterals	UN Agencies Multilaterals	Global Fund	Dev Bank Non Reimbursable	All Other Multilateral	All Other International	Private	Corporations	Consumer Out of pocket	All Other Private
<b>TOTAL</b>	98,169,192	96,581,824	21,507,884	4,501,162	73,625	0	70,499,152	1,062,956	0	122,641	902,022	13,498	0	24,795	524,413	0	524,413	0
<b>1. Prevention</b>	34,679,452	34,476,392	11,790,132	4,501,162	0	0	18,185,098	185,383	0	61,720	85,370	13,498	0	24,795	17,676	0	17,676	0
1.01 Communication for social and behavioral change	2,799,394	2,714,024	2,714,024	0	0	0	0	85,370	0	0	85,370	0	0	0	0	0	0	0
1.02 Community mobilization	449	0	0	0	0	0	0	0	0	0	0	0	0	0	449	0	449	0
1.03 Voluntary counselling and testing	31,571	31,272	0	0	0	0	31,272	0	0	0	0	0	0	0	299	0	299	0
1.04 Risk-reduction for vulnerable and special populations	25,159	0	0	0	0	0	0	14,037	0	14,037	0	0	0	0	11,122	0	11,122	0
1.05. Prevention - Youth in school	22,912	0	0	0	0	0	0	22,713	0	9,214	0	13,498	0	0	200	0	200	0
1.06 Prevention - Youth out-of-school	100	0	0	0	0	0	0	0	0	0	0	0	0	0	100	0	100	0
1.07 Prevention of HIV transmission aimed at persons living with HIV	449	0	0	0	0	0	0	0	0	0	0	0	0	0	449	0	449	0
1.09 Programs for MSM	399	0	0	0	0	0	0	0	0	0	0	0	0	0	399	0	399	0
1.11 Workplace activities	15,562	0	0	0	0	0	0	15,313	0	15,313	0	0	0	0	249	0	249	0
1.12 Condom social marketing	6,968,975	6,966,980	6,966,980	0	0	0	0	0	0	0	0	0	0	0	1,995	0	1,995	0
1.16 Prevention, Diagnosis and treatment of Sexually Transmitted Infections (STI)	38,251	35,837	0	0	0	0	35,837	0	0	0	0	0	0	0	2,414	0	2,414	0
1.17 Prevention of mother-to-child transmission	2,132,342	2,109,186	2,109,129	0	0	0	57	23,156	0	23,156	0	0	0	0	0	0	0	0
1.18 Blood safety	22,530,604	22,505,810	0	4,501,162	0	0	18,004,648	24,795	0	0	0	0	0	24,795	0	0	0	0
1.98 Prevention activities not specified by kind	113,286	113,286	0	0	0	0	113,286	0	0	0	0	0	0	0	0	0	0	0
<b>2. Care and Treatment</b>	62,572,280	61,890,068	9,717,753	0	0	0	52,162,316	193,934	0	0	193,934	0	0	0	498,278	0	498,278	0
2.01 Outpatient care	50,284,336	49,691,296	9,717,753	0	0	0	39,973,544	193,934	0	0	193,934	0	0	0	399,105	0	399,105	0
2.01.01 Provider initiated testing	7,016,875	7,016,875	7,016,875	0	0	0	0	0	0	0	0	0	0	0	0	0	0	0
2.01.03 Antiretroviral therapy	36,709,876	36,540,676	2,700,879	0	0	0	33,839,796	0	0	0	0	0	0	0	169,199	0	169,199	0
2.01.04 Nutritional support associated to ARV therapy	68,038	66,542	0	0	0	0	66,542	0	0	0	0	0	0	0	1,496	0	1,496	0
2.01.05 Specific HIV laboratory monitoring	1,532,624	1,532,624	0	0	0	0	1,532,624	0	0	0	0	0	0	0	0	0	0	0
2.01.06 Dental care	1,838	1,838	0	0	0	0	1,838	0	0	0	0	0	0	0	0	0	0	0
2.01.07 Psychological treatment and support services	18,320	17,323	0	0	0	0	17,323	0	0	0	0	0	0	0	998	0	998	0
2.01.08 Palliative care	698	0	0	0	0	0	0	0	0	0	0	0	0	0	698	0	698	0
2.01.10 Alternative and informal care and treatment services	99	99	0	0	0	0	99	0	0	0	0	0	0	0	0	0	0	0
2.01.99 Outpatient Care services: not elsewhere classified	4,935,968	4,515,320	0	0	0	0	4,515,320	193,934	0	0	193,934	0	0	0	226,714	0	226,714	0
2.02 In-patient care	12,287,947	12,188,774	0	0	0	0	12,188,774	0	0	0	0	0	0	0	99,173	0	99,173	0
2.02.99 In-patient services not elsewhere classified	12,287,947	12,188,774	0	0	0	0	12,188,774	0	0	0	0	0	0	0	99,173	0	99,173	0
<b>3. Orphans and Vulnerable Children</b>	37,586	0	0	0	0	0	0	34,913	0	34,913	0	0	0	0	2,673	0	2,673	0
3.03 OVC Family/home support	399	0	0	0	0	0	0	0	0	0	0	0	0	0	399	0	399	0
3.05 OVC Administrative costs	2,274	0	0	0	0	0	0	0	0	0	0	0	0	2,274	0	2,274	0	
3.06 OVC Institutional Care	19,950	0	0	0	0	0	0	19,950	0	19,950	0	0	0	0	0	0	0	
3.99 Others / Not-elsewhere classified	14,963	0	0	0	0	0	0	14,963	0	14,963	0	0	0	0	0	0	0	
<b>4. Program Management and Administration Strengthening</b>	774,457	151,740	0	0	0	0	151,740	622,717	0	0	622,717	0	0	0	0	0	0	0
4.01 Programme management	774,457	151,740	0	0	0	0	151,740	622,717	0	0	622,717	0	0	0	0	0	0	0
<b>5. Incentives for Human Resources</b>	2,494	0	0	0	0	0	0	0	0	0	0	0	0	0	2,494	0	2,494	0
5.99 Others / not elsewhere classified	2,494	0	0	0	0	0	0	0	0	0	0	0	0	0	2,494	0	2,494	0

## AIDS spending by categories and financing sources

AIDS Spending Category / Finance Sources (USD)	Total	Domestic Public	Central National	Sub National	Dev. Bank Reimbursable	All Other Public	Social Security	International	Bilaterals	UN Agencies Multilaterals	Global Fund	Dev Bank Non Reimbursable	All Other Multilateral	All Other International	Private	Corporations	Consumer Out of pocket	All Other Private
<b>7. Enabling Environment and Community Development</b>	13,090	0	0	0	0	0	0	10,496	0	10,496	0	0	0	0	2,594	0	2,594	0
7.01 Advocacy and strategic communication	249	0	0	0	0	0	0	0	0	0	0	0	0	0	249	0	249	0
7.02 Human rights	10,995	0	0	0	0	0	0	10,496	0	10,496	0	0	0	0	499	0	499	0
7.99 Others / Not elsewhere classified	1,845	0	0	0	0	0	0	0	0	0	0	0	0	0	1,845	0	1,845	0
<b>8. Research excluding operations research which is included under</b>	89,836	73,625	0	0	73,625	0	0	15,512	0	15,512	0	0	0	0	698	0	698	0
8.04 Social science research	15,512	0	0	0	0	0	0	15,512	0	15,512	0	0	0	0	0	0	0	0
8.05 Behavioural research	200	0	0	0	0	0	0	0	0	0	0	0	0	0	200	0	200	0
8.07 Research capacity strengthening	74,124	73,625	0	0	73,625	0	0	0	0	0	0	0	0	0	499	0	499	0