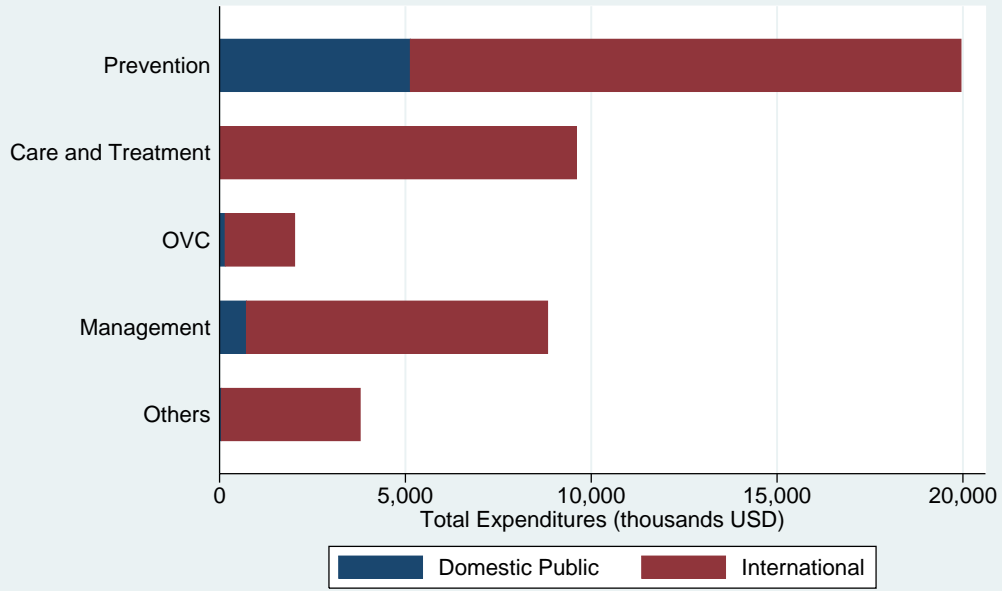
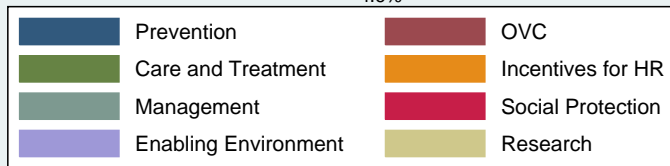
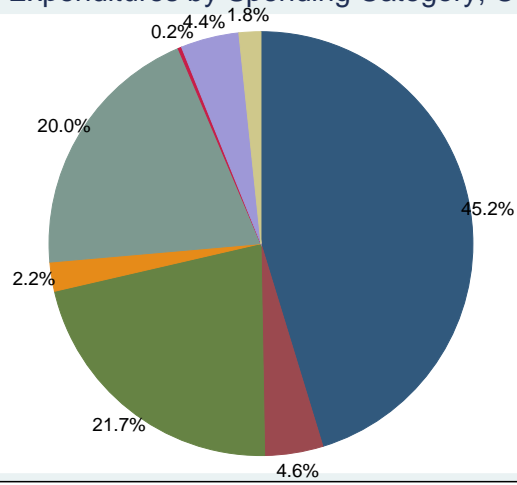


Expenditures by Finance Source and Spending Category Cambodia, 2006



Source: Detailed spending data in the AIDS Funding Matrix attached

Distribution of Expenditures by Spending Category, Cambodia 2006



Domestic Public Expenditure = 6055310 USD (14 %)
International Expenditures = 38124123 USD (86 %)
Source: Detailed spending data in the AIDS Funding Matrix attached

AIDS spending by categories and financing sources

AIDS Spending Category / Finance Sources (USD)	Total	Domestic Public	Central National	Sub National	Dev. Bank Reimbursable	All Other Public	Social Security	International	Bilaterals	UN Agencies Multilaterals	Global Fund	Dev Bank Non Reimbursable	All Other Multilateral	All Other International	Private	Corporations	Consumer Out of pocket	All Other Private
TOTAL	46,219,589	6,055,310	6,055,310	0	0	0	0	38,124,123	18,768,575	8,463,587	9,479,207	0	0	1,392,754	2,040,156	2,040,156	0	0
1. Prevention	20,775,489	5,133,639	5,133,639	0	0	0	0	14,813,895	7,122,992	3,048,158	3,958,634	0	0	684,111	827,955	827,955	0	0
1.01 Communication for social and behavioral change	723,167	0	0	0	0	0	0	685,469	20,964	346,723	180,242	0	0	137,540	37,698	37,698	0	0
1.02 Community mobilization	162,988	9,920	9,920	0	0	0	0	146,763	17,628	30,471	30,143	0	0	68,521	6,305	6,305	0	0
1.03 Voluntary counselling and testing	2,587,065	0	0	0	0	0	0	2,586,887	1,646,000	940,034	853	0	0	178	178	178	0	0
1.04 Risk-reduction for vulnerable and special populations	216,117	0	0	0	0	0	0	213,278	0	87,656	13,572	0	0	112,050	2,839	2,839	0	0
1.05. Prevention - Youth in school	2,237,551	0	0	0	0	0	0	1,907,462	155,000	174,235	1,578,227	0	0	0	330,089	330,089	0	0
1.06 Prevention - Youth out-of-school	1,486,466	0	0	0	0	0	0	1,322,243	255,000	282,057	785,186	0	0	0	164,223	164,223	0	0
1.07 Prevention of HIV transmission aimed at persons living with HIV	60,526	0	0	0	0	0	0	57,376	0	42,319	15,057	0	0	0	3,149	3,149	0	0
1.08 Programs for sex workers and their clients	185,013	0	0	0	0	0	0	155,109	0	12,129	142,980	0	0	0	29,904	29,904	0	0
1.09 Programs for MSM	17,377	0	0	0	0	0	0	15,990	0	9,360	6,630	0	0	0	1,387	1,387	0	0
1.10 Harm reduction programs for IDUs	455,431	0	0	0	0	0	0	455,200	378,000	76,098	1,102	0	0	0	231	231	0	0
1.11 Workplace activities	189,576	0	0	0	0	0	0	184,966	0	162,923	22,043	0	0	0	4,610	4,610	0	0
1.12 Condom social marketing	4,344,051	0	0	0	0	0	0	4,343,420	3,974,400	0	3,020	0	0	366,000	632	632	0	0
1.13 Public and commercial sector condom provision	383	0	0	0	0	0	0	301	0	0	301	0	0	0	63	63	0	0
1.14 Female condom	44,697	0	0	0	0	0	0	36,966	0	0	36,966	0	0	0	7,731	7,731	0	0
1.15 Microbicides	267,558	0	0	0	0	0	0	265,045	0	253,028	12,017	0	0	0	2,513	2,513	0	0
1.16 Prevention, Diagnosis and treatment of Sexually Transmitted Infections (STI)	6,270,929	4,129,509	4,129,509	0	0	0	0	1,941,537	676,000	309,851	955,686	0	0	0	199,883	199,883	0	0
1.18 Blood safety	63,782	0	0	0	0	0	0	63,762	0	63,762	0	0	0	0	0	0	0	0
1.19 Post-exposure prophylaxis	2,529	0	0	0	0	0	0	2,091	0	0	2,091	0	0	0	437	437	0	0
1.20 Safe medical injections	1,455,520	994,210	994,210	0	0	0	0	426,059	0	257,512	168,547	0	0	0	35,252	35,252	0	0
1.98 Prevention activities not specified by kind	4,801	0	0	0	0	0	0	3,970	0	0	3,970	0	0	0	830	830	0	0
2. Care and Treatment	9,768,778	0	0	0	0	0	0	9,603,409	5,303,000	3,509,740	790,669	0	0	0	165,370	165,370	0	0
2.01 Outpatient care	9,451,607	0	0	0	0	0	0	9,314,801	5,303,000	3,357,704	654,097	0	0	0	136,805	136,805	0	0
2.01.01 Provider initiated testing	18,598	0	0	0	0	0	0	15,381	0	0	15,381	0	0	0	3,217	3,217	0	0
2.01.02 Opportunistic infection (OI) prophylaxis	37,057	0	0	0	0	0	0	30,647	0	0	30,647	0	0	0	6,410	6,410	0	0
2.01.03 Antiretroviral therapy	2,776,928	0	0	0	0	0	0	2,708,388	1,856,000	524,680	327,708	0	0	0	68,541	68,541	0	0
2.01.04 Nutritional support associated to ARV therapy	452,921	0	0	0	0	0	0	432,290	0	333,647	98,643	0	0	0	20,631	20,631	0	0
2.01.05 Specific HIV laboratory monitoring	683,806	0	0	0	0	0	0	675,191	634,000	0	41,191	0	0	0	8,615	8,615	0	0
2.01.06 Dental care	1,272	0	0	0	0	0	0	1,052	0	0	1,052	0	0	0	220	220	0	0
2.01.07 Psychological treatment and support services	12,612	0	0	0	0	0	0	10,430	0	0	10,430	0	0	0	2,181	2,181	0	0
2.01.08 Palliative care	16,429	0	0	0	0	0	0	13,587	0	0	13,587	0	0	0	2,842	2,842	0	0
2.01.09 Home-based care	2,834,597	0	0	0	0	0	0	2,830,861	2,813,000	0	17,861	0	0	0	3,736	3,736	0	0
2.01.10 Alternative and informal care and treatment services	2,576,419	0	0	0	0	0	0	2,563,093	0	2,499,377	63,716	0	0	0	13,326	13,326	0	0
2.01.99 Outpatient Care services: not elsewhere classified	40,967	0	0	0	0	0	0	33,881	0	0	33,881	0	0	0	7,086	7,086	0	0
2.02 In-patient care	144,391	0	0	0	0	0	0	119,415	0	0	119,415	0	0	0	24,976	24,976	0	0
2.02.1 Opportunistic infection (OI) treatment	144,391	0	0	0	0	0	0	119,415	0	0	119,415	0	0	0	24,976	24,976	0	0
2.99 Others / not-elsewhere classified	172,781	0	0	0	0	0	0	169,192	0	152,036	17,156	0	0	0	3,588	3,588	0	0

AIDS spending by categories and financing sources

AIDS Spending Category / Finance Sources (USD)	Total	Domestic Public	Central National	Sub National	Dev. Bank Reimbursable	All Other Public	Social Security	International	Bilaterals	UN Agencies Multilaterals	Global Fund	Dev Bank Non Reimbursable	All Other Multilateral	All Other International	Private	Corporations	Consumer Out of pocket	All Other Private
3. Orphans and Vulnerable Children	2,177,112	150,426	150,426	0	0	0	0	1,868,714	0	1,113,413	755,301	0	0	0	157,972	157,972	0	0
3.98 OVC not specified by kind	2,177,112	150,426	150,426	0	0	0	0	1,868,714	0	1,113,413	755,301	0	0	0	157,972	157,972	0	0
4. Program Management and Administration Strengthening	9,133,465	723,104	723,104	0	0	0	0	8,102,706	6,098,076	381,283	1,470,970	0	0	152,377	307,656	307,656	0	0
4.01 Programme management	3,564,228	672,962	672,962	0	0	0	0	2,651,520	1,318,788	186,454	1,146,278	0	0	0	239,746	239,746	0	0
4.02 Planning and coordination	1,170,868	50,142	50,142	0	0	0	0	1,119,351	983,038	8,447	6,576	0	0	121,290	1,375	1,375	0	0
4.03 Monitoring and evaluation	1,746,372	0	0	0	0	0	0	1,706,362	1,461,895	22,081	191,298	0	0	31,087	40,010	40,010	0	0
4.04 Operations research	8,836	0	0	0	0	0	0	7,307	0	0	7,307	0	0	0	1,528	1,528	0	0
4.05 Serological-surveillance (Serosurveillance)	251,777	0	0	0	0	0	0	242,821	200,000	0	42,821	0	0	0	8,956	8,956	0	0
4.06 HIV drug-resistance surveillance	2,268,520	0	0	0	0	0	0	2,264,216	2,100,788	142,849	20,579	0	0	0	4,304	4,304	0	0
4.07 Drug supply systems	35,578	0	0	0	0	0	0	33,015	20,759	0	12,256	0	0	0	2,563	2,563	0	0
4.08 Information technology	11,708	0	0	0	0	0	0	9,683	0	0	9,683	0	0	0	2,025	2,025	0	0
4.09 Supervision of personnel and patient tracking	75,580	0	0	0	0	0	0	68,432	12,808	21,452	34,172	0	0	0	7,147	7,147	0	0
5. Incentives for Human Resources	1,082,450	48,142	48,142	0	0	0	0	911,878	133,637	192,878	585,363	0	0	0	122,430	122,430	0	0
5.98 Incentives for Human Resources not specified by kind	1,082,450	48,142	48,142	0	0	0	0	911,878	133,637	192,878	585,363	0	0	0	122,430	122,430	0	0
6. Social Protection and Social Services excluding Orphans and Vulnerable Children	146,619	0	0	0	0	0	0	89,055	0	89,055	0	0	0	0	57,564	57,564	0	0
6.98 Social Protection and Social Services excluding Orphans and Vulnerable Children not specified by kind	146,619	0	0	0	0	0	0	89,055	0	89,055	0	0	0	0	57,564	57,564	0	0
7. Enabling Environment and Community Development	2,344,496	0	0	0	0	0	0	1,954,701	44,672	46,336	1,863,693	0	0	0	389,795	389,795	0	0
7.98 Enabling Environment and Community Development not specified by kind	2,344,496	0	0	0	0	0	0	1,954,701	44,672	46,336	1,863,693	0	0	0	389,795	389,795	0	0
8. Research excluding operations research which is included under	791,180	0	0	0	0	0	0	779,765	86,198	82,724	54,578	0	0	556,266	11,415	11,415	0	0
8.98 Research not specified by kind	791,180	0	0	0	0	0	0	779,765	86,198	82,724	54,578	0	0	556,266	11,415	11,415	0	0