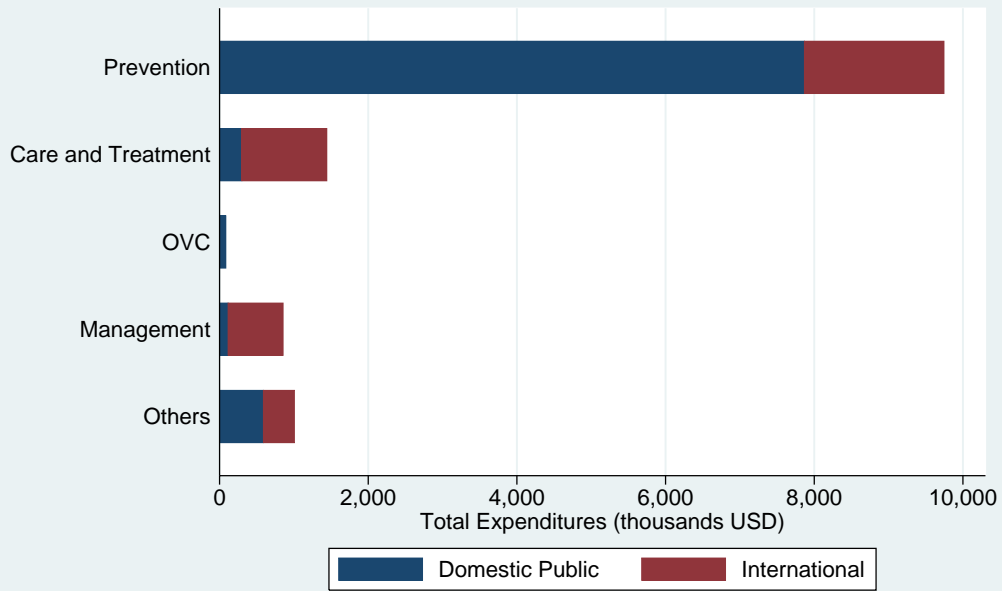
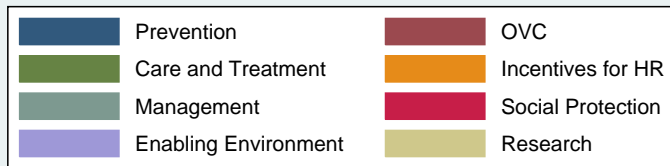
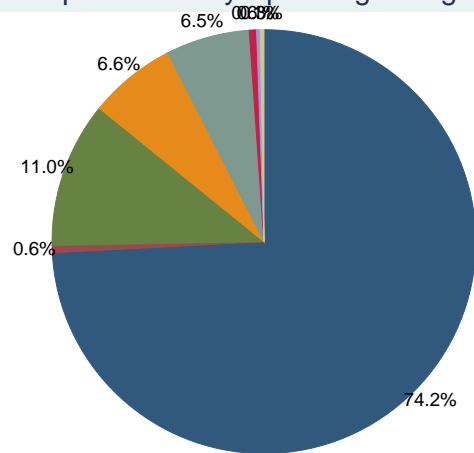


Expenditures by Finance Source and Spending Category Belarus, 2006



Source: Detailed spending data in the AIDS Funding Matrix attached

Distribution of Expenditures by Spending Category, Belarus 2006



Domestic Public Expenditure = 8954778 USD (68 %)
 International Expenditures = 4177879 USD (32 %)
 Source: Detailed spending data in the AIDS Funding Matrix attached



AIDS spending by categories and financing sources

AIDS Spending Category / Finance Sources (USD)	Total	Domestic Public	Central National	Sub National	Dev. Bank Reimbursable	All Other Public	Social Security	International	Bilaterals	UN Agencies Multilaterals	Global Fund	Dev Bank Non Reimbursable	All Other Multilateral	All Other International	Private	Corporations	Consumer Out of pocket	All Other Private
TOTAL	13,132,657	8,954,778	2,302,284	6,652,494	0	0	0	4,177,879	0	295,447	3,747,083	0	0	135,350	0	0	0	0
1. Prevention	9,744,985	7,867,923	1,811,466	6,056,457	0	0	0	1,877,062	0	106,844	1,723,416	0	0	46,802	0	0	0	0
1.01 Communication for social and behavioral change	491,233	436,481	108,882	327,599	0	0	0	54,752	0	0	48,777	0	0	5,975	0	0	0	0
1.03 Voluntary counselling and testing	976,798	976,798	235,306	741,492	0	0	0	0	0	0	0	0	0	0	0	0	0	0
1.04 Risk-reduction for vulnerable and special populations	1,149,334	82,284	27,646	54,639	0	0	0	1,067,050	0	0	1,049,562	0	0	17,488	0	0	0	0
1.05. Prevention - Youth in school	386,981	158,601	51,282	107,319	0	0	0	228,379	0	106,844	115,686	0	0	5,850	0	0	0	0
1.06 Prevention - Youth out-of-school	135,571	135,571	32,960	102,611	0	0	0	0	0	0	0	0	0	0	0	0	0	0
1.07 Prevention of HIV transmission aimed at persons living with HIV	285,496	187,002	60,848	126,154	0	0	0	98,493	0	0	86,502	0	0	11,992	0	0	0	0
1.11 Workplace activities	297,220	297,220	31,066	266,154	0	0	0	0	0	0	0	0	0	0	0	0	0	0
1.13 Public and commercial sector condom provision	232,935	40,420	4,755	35,664	0	0	0	192,516	4,755	0	192,516	0	0	0	0	0	0	0
1.16 Prevention, Diagnosis and treatment of Sexually Transmitted Infections (STI)	100,140	100,140	18,368	81,772	0	0	0	0	0	0	0	0	0	0	0	0	0	0
1.17 Prevention of mother-to-child transmission	366,324	296,970	53,939	243,030	0	0	0	69,355	0	0	69,355	0	0	0	0	0	0	0
1.18 Blood safety	2,054,452	2,054,452	303,170	1,751,282	0	0	0	0	0	0	0	0	0	0	0	0	0	0
1.19 Post-exposure prophylaxis	52,121	52,121	18,368	33,753	0	0	0	0	0	0	0	0	0	0	0	0	0	0
1.20 Safe medical injections	714,079	714,079	126,061	588,019	0	0	0	0	0	0	0	0	0	0	0	0	0	0
1.22 Universal precautions	2,237,751	2,090,350	631,049	1,459,301	0	0	0	147,401	0	0	141,904	0	0	5,497	0	0	0	0
1.99 Prevention activities not elsewhere classified	264,549	245,433	107,764	137,669	0	0	0	19,116	0	0	19,116	0	0	0	0	0	0	0
2. Care and Treatment	1,442,503	298,368	112,168	186,200	0	0	0	1,144,134	0	21,225	1,122,910	0	0	0	0	0	0	0
2.01 Outpatient care	1,138,293	253,380	99,814	153,566	0	0	0	884,913	0	21,225	863,689	0	0	0	0	0	0	0
2.01.01 Provider initiated testing	153,116	109,604	48,205	61,399	0	0	0	43,512	0	21,225	22,287	0	0	0	0	0	0	0
2.01.02 Opportunistic infection (OI) prophylaxis	31,655	31,655	12,214	19,441	0	0	0	0	0	0	0	0	0	0	0	0	0	0
2.01.03 Antiretroviral therapy	822,626	0	0	0	0	0	0	822,626	0	0	822,626	0	0	0	0	0	0	0
2.01.05 Specific HIV laboratory monitoring	93,893	93,893	33,613	60,280	0	0	0	0	0	0	0	0	0	0	0	0	0	0
2.01.08 Palliative care	37,004	18,228	5,781	12,448	0	0	0	18,776	0	0	18,776	0	0	0	0	0	0	0
2.02 In-patient care	18,928	18,928	3,310	15,618	0	0	0	0	0	0	0	0	0	0	0	0	0	0
2.02.1 Opportunistic infection (OI) treatment	18,928	18,928	3,310	15,618	0	0	0	0	0	0	0	0	0	0	0	0	0	0
2.99 Others / not-elsewhere classified	285,282	26,061	9,044	17,016	0	0	0	259,221	0,044	0	259,221	0	0	0	0	0	0	0
3. Orphans and Vulnerable Children	83,776	83,776	46,807	36,970	0	0	0	0	0	0	0	0	0	0	0	0	0	0
3.01 OVC Education	25,361	25,361	8,531	16,830	0	0	0	0	0	0	0	0	0	0	0	0	0	0
3.03 OVC Family/home support	58,415	58,415	38,275	20,140	0	0	0	0	0	0	0	0	0	0	0	0	0	0
4. Program Management and Administration Strengthening	854,482	114,832	110,589	4,242	0	0	0	739,650	0	24,338	690,745	0	0	24,567	0	0	0	0
4.01 Programme management	192,473	0	0	0	0	0	0	192,473	0	0	167,906	0	0	24,567	0	0	0	0
4.02 Planning and coordination	40,282	15,944	15,944	0	0	0	0	24,338	0	24,338	0	0	0	0	0	0	0	0
4.03 Monitoring and evaluation	28,607	26,713	26,713	0	0	0	0	1,894	0	0	1,894	0	0	0	0	0	0	0
4.06 HIV drug-resistance surveillance	87,193	0	0	0	0	0	0	87,193	0	0	87,193	0	0	0	0	0	0	0
4.08 Information technology	104,815	6,580	6,580	0	0	0	0	98,235	0	0	98,235	0	0	0	0	0	0	0
4.09 Supervision of personnel and patient tracking	13,706	13,706	13,706	0	0	0	0	0	0	0	0	0	0	0	0	0	0	0
4.10 Upgrading laboratory infrastructure	209,850	51,888	47,646	4,242	0	0	0	157,962	0	0	157,962	0	0	0	0	0	0	0
4.99 Others / not-elsewhere classified	177,556	0	0	0	0	0	0	177,556	0	0	177,556	0	0	0	0	0	0	0

AIDS spending by categories and financing sources

AIDS Spending Category / Finance Sources (USD)	Total	Domestic Public	Central National	Sub National	Dev. Bank Reimbursable	All Other Public	Social Security	International	Bilaterals	UN Agencies Multilaterals	Global Fund	Dev Bank Non Reimbursable	All Other Multilateral	All Other International	Private	Corporations	Consumer Out of pocket	All Other Private
5. Incentives for Human Resources	865,670	549,396	180,772	368,625	0	0	0	316,274	0	77,437	185,179	0	0	53,659	0	0	0	0
5.04 Formative education and build-up of an AIDS workforce	487,450	186,480	46,620	139,860	0	0	0	300,970	0	77,437	169,875	0	0	53,659	0	0	0	0
5.05 Training	45,573	45,573	40,911	4,662	0	0	0	0	0	0	0	0	0	0	0	0	0	0
5.99 Others / not elsewhere classified	332,647	317,343	93,240	224,103	0	0	0	15,304	0	0	15,304	0	0	0	0	0	0	0
6. Social Protection and Social Services excluding Orphans and Vulnerable Children	79,881	30,600	30,600	0	0	0	0	49,282	0	49,282	0	0	0	0	0	0	0	0
6.01 Monetary benefits	30,600	30,600	30,600	0	0	0	0	0	0	0	0	0	0	0	0	0	0	0
6.03 Social services	49,282	0	0	0	0	0	0	49,282	0	49,282	0	0	0	0	0	0	0	0
7. Enabling Environment and Community Development	18,620	471	471	0	0	0	0	18,149	0	7,827	0	0	0	10,323	0	0	0	0
7.01 Advocacy and strategic communication	18,149	0	0	0	0	0	0	18,149	0	7,827	0	0	0	10,323	0	0	0	0
7.03 AIDS-specific institutional development	471	471	471	0	0	0	0	0	0	0	0	0	0	0	0	0	0	0
8. Research excluding operations research which is included under	42,741	9,413	9,413	0	0	0	0	33,328	0	8,495	24,833	0	0	0	0	0	0	0
8.01 Biomedical research	18,160	9,413	9,413	0	0	0	0	8,747	0	0	8,747	0	0	0	0	0	0	0
8.05 Behavioural research	24,581	0	0	0	0	0	0	24,581	0	8,495	16,086	0	0	0	0	0	0	0