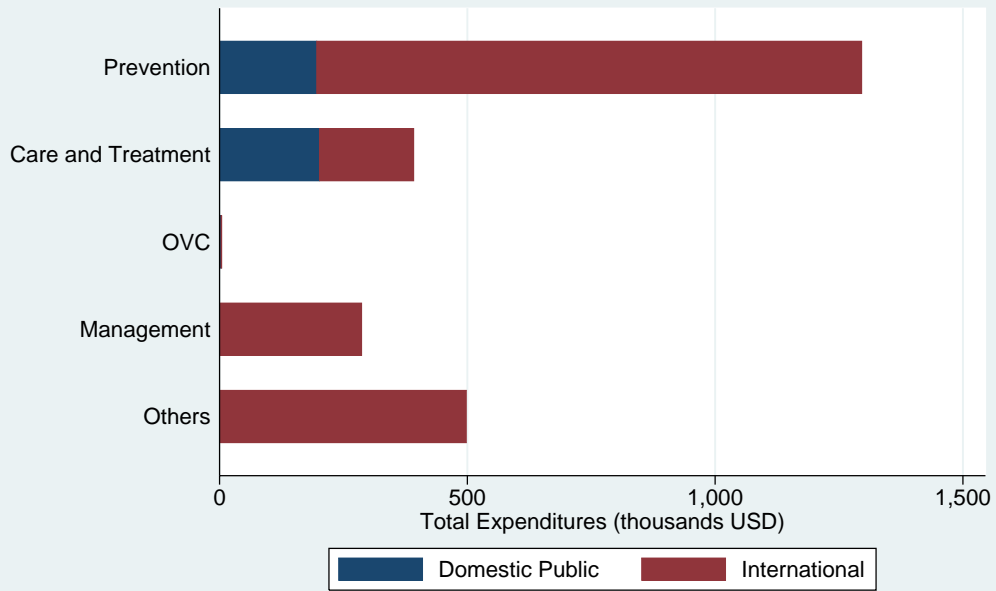
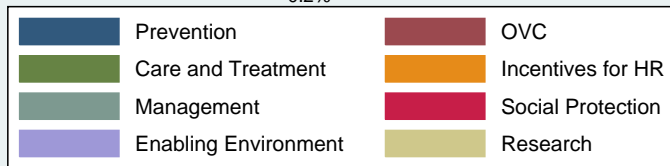
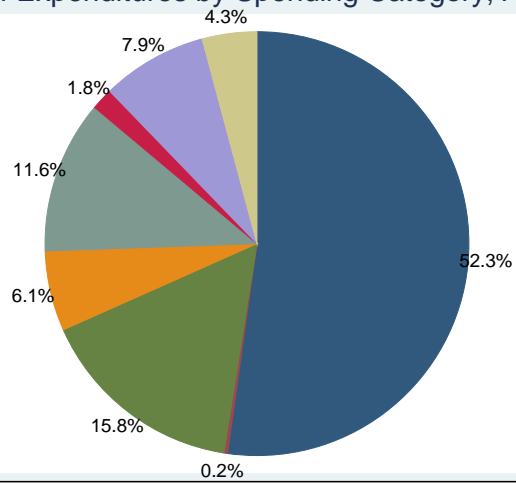


### Expenditures by Finance Source and Spending Category Armenia, 2007



Source: Detailed spending data in the AIDS Funding Matrix attached

### Distribution of Expenditures by Spending Category, Armenia 2007



Domestic Public Expenditure = 400615 USD (16 %)  
International Expenditures = 2075494 USD (84 %)  
Source: Detailed spending data in the AIDS Funding Matrix attached

# AIDS spending by categories and financing sources

AIDS Spending Category / Finance Sources (USD)	Total	Domestic Public	Central National	Sub National	Dev. Bank Reimbursable	All Other Public	Social Security	International	Bilaterals	UN Agencies Multilaterals	Global Fund	Dev Bank Non Reimbursable	All Other Multilateral	All Other International	Private	Corporations	Consumer Out of pocket	All Other Private
<b>TOTAL</b>	2,476,108	400,615	400,615	0	0	0	0	2,075,494	181,228	514,003	1,380,262	0	0	0	0	0	0	0
<b>1. Prevention</b>	1,295,661	196,023	196,023	0	0	0	0	1,099,638	53,965	198,749	846,924	0	0	0	0	0	0	0
1.01 Communication for social and behavioral change	101,081	0	0	0	0	0	0	101,081	916	5,400	94,765	0	0	0	0	0	0	0
1.02 Community mobilization	53,448	0	0	0	0	0	0	53,448	448	53,000	0	0	0	0	0	0	0	0
1.03 Voluntary counselling and testing	196,522	149,563	149,563	0	0	0	0	46,959	19,809	0	27,150	0	0	0	0	0	0	0
1.04 Risk-reduction for vulnerable and special populations	172,705	0	0	0	0	0	0	172,705	3,478	0	169,227	0	0	0	0	0	0	0
1.05. Prevention - Youth in school	137,025	0	0	0	0	0	0	137,025	8,716	0	128,309	0	0	0	0	0	0	0
1.06 Prevention - Youth out-of-school	2,496	0	0	0	0	0	0	2,496	96	0	2,400	0	0	0	0	0	0	0
1.07 Prevention of HIV transmission aimed at persons living with HIV	145,450	0	0	0	0	0	0	145,450	0	98,760	46,690	0	0	0	0	0	0	0
1.08 Programs for sex workers and their clients	73,094	0	0	0	0	0	0	73,094	0	0	73,094	0	0	0	0	0	0	0
1.09 Programs for MSM	15,708	0	0	0	0	0	0	15,708	0	0	15,708	0	0	0	0	0	0	0
1.10 Harm reduction programs for IDUs	65,560	0	0	0	0	0	0	65,560	8,000	0	57,560	0	0	0	0	0	0	0
1.11 Workplace activities	192	0	0	0	0	0	0	192	192	0	0	0	0	0	0	0	0	0
1.13 Public and commercial sector condom provision	15,626	0	0	0	0	0	0	15,626	626	0	15,000	0	0	0	0	0	0	0
1.16 Prevention, Diagnosis and treatment of Sexually Transmitted Infections (STI)	10,343	0	0	0	0	0	0	10,343	10,343	0	0	0	0	0	0	0	0	0
1.17 Prevention of mother-to-child transmission	44,664	754	754	0	0	0	0	43,910	0	4,500	39,410	0	0	0	0	0	0	0
1.18 Blood safety	70,505	34,755	34,755	0	0	0	0	35,750	0	0	35,750	0	0	0	0	0	0	0
1.19 Post-exposure prophylaxis	4,381	4,381	4,381	0	0	0	0	0	0	0	0	0	0	0	0	0	0	0
1.22 Universal precautions	1,340	0	0	0	0	0	0	1,340	1,340	0	0	0	0	0	0	0	0	0
1.99 Prevention activities not elsewhere classified	185,521	6,571	6,571	0	0	0	0	178,950	0	37,089	141,861	0	0	0	0	0	0	0
<b>2. Care and Treatment</b>	391,683	201,671	201,671	0	0	0	0	190,012	574	23,000	166,438	0	0	0	0	0	0	0
2.01 Outpatient care	11,355	11,355	11,355	0	0	0	0	0	0	0	0	0	0	0	0	0	0	0
2.01.03 Antiretroviral therapy	98,287	44,287	44,287	0	0	0	0	54,000	0	0	54,000	0	0	0	0	0	0	0
2.01.04 Nutritional support associated to ARV therapy	5,000	0	0	0	0	0	0	5,000	0	5,000	0	0	0	0	0	0	0	0
2.01.05 Specific HIV laboratory monitoring	70,000	0	0	0	0	0	0	70,000	0	0	70,000	0	0	0	0	0	0	0
2.01.07 Psychological treatment and support services	7,000	0	0	0	0	0	0	7,000	0	7,000	0	0	0	0	0	0	0	0
2.01.09 Home-based care	16,549	0	0	0	0	0	0	16,549	0	0	16,549	0	0	0	0	0	0	0
2.02 In-patient care	146,028	146,028	146,028	0	0	0	0	0	0	0	0	0	0	0	0	0	0	0
2.02.1 Opportunistic infection (OI) treatment	25,889	0	0	0	0	0	0	25,889	0	0	25,889	0	0	0	0	0	0	0
2.99 Others / not-elsewhere classified	11,574	0	0	0	0	0	0	11,574	574	11,000	0	0	0	0	0	0	0	0
<b>3. Orphans and Vulnerable Children</b>	4,239	2,921	2,921	0	0	0	0	1,318	1,318	0	0	0	0	0	0	0	0	0
3.01 OVC Education	3,873	2,921	2,921	0	0	0	0	952	952	0	0	0	0	0	0	0	0	0
3.03 OVC Family/home support	320	0	0	0	0	0	0	320	320	0	0	0	0	0	0	0	0	0
3.05 OVC Administrative costs	46	0	0	0	0	0	0	46	46	0	0	0	0	0	0	0	0	0
<b>4. Program Management and Administration Strengthening</b>	286,615	0	0	0	0	0	0	286,615	31,940	44,900	209,775	0	0	0	0	0	0	0
4.01 Programme management	187,511	0	0	0	0	0	0	187,511	29,511	28,000	130,000	0	0	0	0	0	0	0
4.03 Monitoring and evaluation	72,604	0	0	0	0	0	0	72,604	2,429	15,400	54,775	0	0	0	0	0	0	0
4.08 Information technology	26,500	0	0	0	0	0	0	26,500	0	1,500	25,000	0	0	0	0	0	0	0
<b>5. Incentives for Human Resources</b>	151,412	0	0	0	0	0	0	151,412	13,533	30,754	107,125	0	0	0	0	0	0	0

