


# ***Performance Monitoring and Evaluation Framework***

## **2008-2009 Unified Budget and Workplan**



**UNAIDS**  
JOINT UNITED NATIONS PROGRAMME ON HIV/AIDS

UNHCR  
UNICEF  
WFP  
UNDP  
UNFPA

UNODC  
ILO  
UNESCO  
WHO  
WORLD BANK

# ***Performance Monitoring and Evaluation Framework***

## ***Presentation will cover***

- Key features and evolution
- Structure and elements – indicators and targets
- Links between financial investments and results
- Levels of accountability and accountability mechanisms
- Reporting

# ***2008-2009 UBW Performance Monitoring and Evaluation Framework***

Instrument to generate information and enable structured analyses of:

- Outcomes in priority areas to which UNAIDS contributes
- Delivery of key outputs
- Implementation of activities by Cosponsors and the Secretariat
- Expenditures incurred against outputs and broad activities
- Lessons learned
- Assessments and evaluations



**UNAIDS**  
JOINT UNITED NATIONS PROGRAMME ON HIV/AIDS

UNHCR  
UNICEF  
WFP  
UNDP  
UNFPA  
UNODC  
ILO  
UNESCO  
WHO  
WORLD BANK

# ***Evolution of UBW performance monitoring***

Further **simplify and streamline** UNAIDS monitoring system

Align terminology with **OECD-DAC**

Reduce the **number** and select **standard indicators** that can be measured

Confirm **sources of data** and establish baselines

Link information on achievements to **expenditures**

Reinforce responsibility for **reporting**, **harmonize** reports, and strengthen performance incentives

Timely **feeding** of performance information into decision-making - **mid-term review**

Regularize **impact evaluations** in selected areas


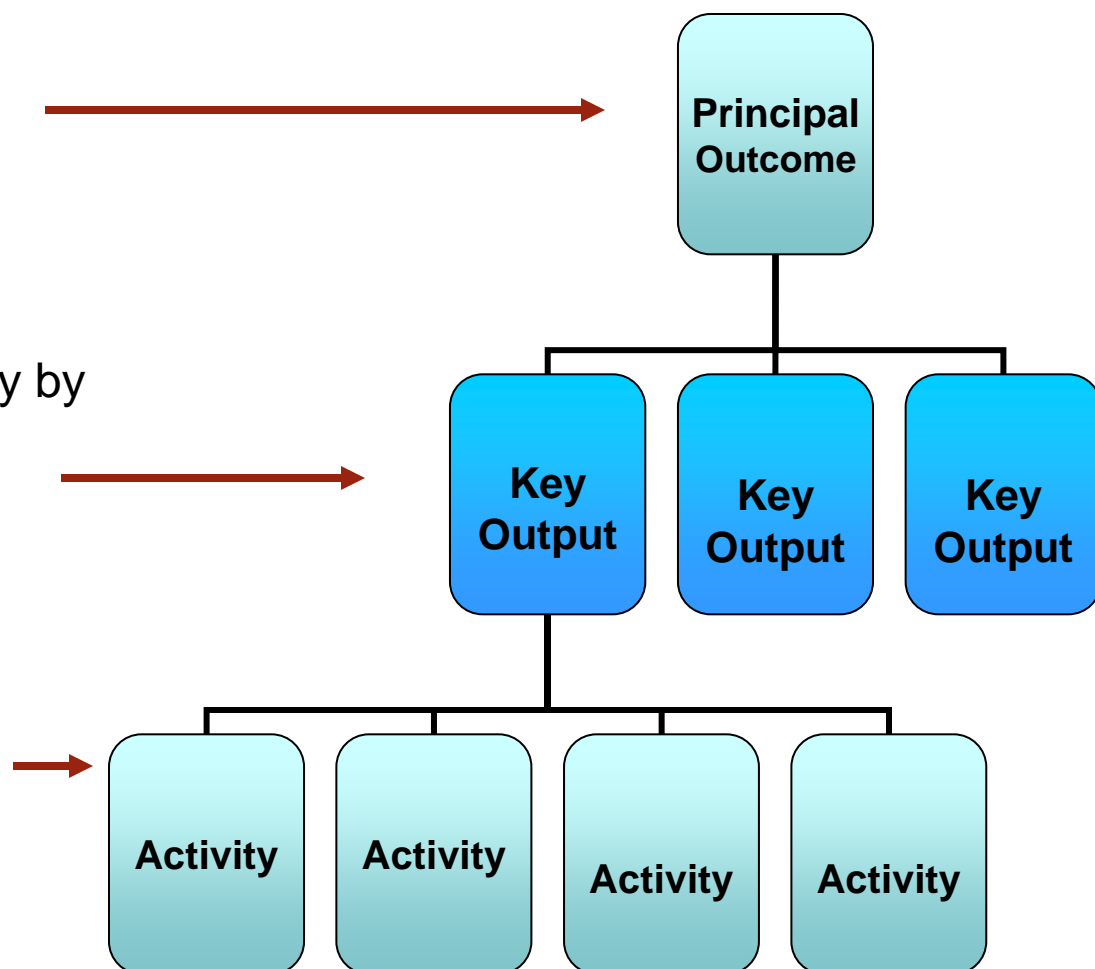
Simplified reporting on UNAIDS **contribution** to AIDS response

# Structure of the Performance Monitoring and Evaluation Framework

**7 Principal Outcomes:** setting common, high-level objectives  
**14 outcome indicators**

**33 Key Outputs:** delivered jointly by Cosponsors and Secretariat  
**41 output indicators**

**125 Activities:** individual Cosponsors, Secretariat and interagency work



**UNAIDS**  
JOINT UNITED NATIONS PROGRAMME ON HIV/AIDS

UNHCR  
UNICEF  
WFP  
UNDP  
UNFPA  
UNODC  
ILO  
UNESCO  
WHO  
WORLD BANK

# ***Rationale for elaboration of indicators***

- **Two-tiered structure of indicators**
  - Contribution – outcome indicators
  - Attribution – output indicators
  - Clear links between the two tiers
- **Level and scope**
  - Major shift in focus to country level effects of UNAIDS actions
- **Selection criteria**
  - Consistency in data collection (2006-2007 UBW indicators)
  - Usefulness of indicators from the previous reporting cycle
  - Cost of collecting data
  - Programmatic priorities
  - Links with other global monitoring efforts ( UNGASS, UA, GTT)

# ***Rationale for elaboration of indicators***

- **Outcome level**

- 1-2 indicators for each Principal Outcome as a rule
- Principal Outcomes have indicators of change resulting to a large extent due to UNAIDS support or with UNAIDS contribution

- **Output level**

- 1-2 indicators for each Key Output as a rule
- Key Outputs have indicators which measure results of provided services or goods.
- Output indicators are standardised for contributing Cosponsors and the Secretariat
- Activities will have no indicators; Output indicators tightly linked to broad activities

# ***Rationale for setting targets***

- **Targets would be set for selected indicators**
  - e.g. Number of functioning joint teams
- **Targets would not be set for indicators:**
  - That preempt national target setting
    - e.g.% of most at risk populations reached by prevention programmes
  - When there is no data available nor an agreed process for estimating an ambitious, but realistic scale up
    - e.g. number and type of global policies and guidelines issued by UNAIDS

# Extract from the monitoring matrix

Principal Outcome 4: Enhanced human resource and systems capacities at all levels of government, civil society and other non-state partners to implement comprehensive HIV/AIDS responses including improved availability and access to affordable HIV commodities.				
Indicators	Data source	Frequency	Baseline	Additional information
Percentage of adults and children with advanced HIV infection receiving antiretroviral combination therapy – by region.	UNGASS country reports, core indicator 4 WHO progress reports on Global Access to HIV ART Therapy	Annual	2006 UNGASS reports: 28% of estimated 7.1 million people in need of treatment	As part of the process national target setting for the Universal Access to HIV prevention, treatment, care and support, as of June 2007 93 countries have established such targets.
Key Output 2: Enhanced capacities at country level to scale up comprehensive programmes for the prevention of mother-to-child transmission.				
Indicators	Data source	Frequency	Baseline benchmark	Additional information
Number of countries supported to develop and implement PMTCT guidelines and strategies for scale up of PMTCT - <i>disaggregated by agency</i>	UNICEF/WHO reports UNFPA and WFP reports  IATT reports on the Joint missions	Annual	In 2006 WHO supported 12 countries.	WHO plans to support 30 countries in 2008-2009 to develop and implement PMTCT guidelines and strategies for scale up of programmes of prevention of mother to child transmission of HIV

# Links between investment and results

## Key Output:

Enhanced capacities at country level to scale up comprehensive programmes for the prevention of mother to child transmission - *with the total core budget of over 8 US\$ million*

## Output indicator:

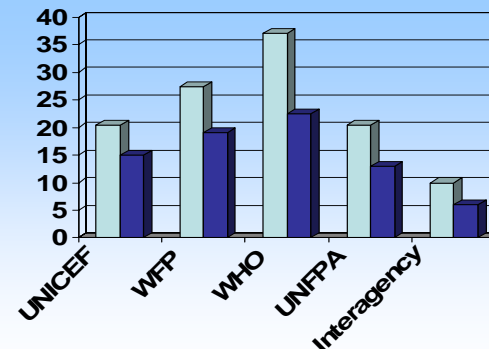
Number of countries supported to develop and implement PMTCT guidelines and strategies for scale up of PMTCT

## Reports on the indicator:

- 1) Aggregate value
- 2) Reported by UNICEF, WHO, WFP, and Interagency;

## Financial reports:

- 1) aggregate financial report for the Key Output;
- 2) financial implementation reports by UNICEF, UNFPA, WFP, WHO and Interagency.



## Narrative reports on the implementation of the broad activities

UNICEF WFP WHO UNFPA Interagency work

# Accountability (1)

- **UNAIDS joint accountability** for the progress in achieving 7 Principal Outcomes and in collective delivery of 33 Key Outputs:
  - monitoring against defined outcome and output indicators
  - conducting joint evaluations and assessments in key areas of cross-agency concern
- **Implementation: who will do it?**

UNAIDS Cosponsor Evaluation Working Group, supported by other reference groups (Monitoring and Evaluation Reference Group, Reference Group on Estimates, Interagency Groups, etc.) under the leadership of the Secretariat
- **Accountability to**

UNAIDS PCB, ECOSOC, Cosponsor governing boards, civil society, member states

# Accountability (2)

- **Cosponsor and the Secretariat individual accountability** for the implementation of 125 broad activities:
  - report on progress against activities
  - financial reports covering core, Cosponsor global and regional resources and supplemental resources
  - individual evaluations and assessments
- **Implementation: who will do it?**

Cosponsors and the Secretariat use their own internal mechanisms for monitoring broad activities and expenditures (*ERP, ATLAS, etc*) .

Secretariat seeks, reviews, analyses and synthesizes reports.
- **Accountability to**

UNAIDS PCB, member states, Cosponsor governing boards, civil society

# ***Accountability mechanisms***

- **Reports**
  - Annual reports to PCB
  - UBW progress and end of biennium reports
  - Mid-term review
  - UNAIDS evaluation
- **Fora**
  - PCB
  - Global Coordinators' meetings
  - CCO
  - Cosponsor Governing Bodies
- **Action (*performance incentives*)**
  - Programme Acceleration Funds only go to countries with Joint Programmes and credible reporting
  - Cosponsors initially receive 50% of biennium funding. Second tranche can be adjusted based on reporting and performance
  - Contingency Fund could be used to address programmatic implementation and emerging issues
  - Allocation for next biennium

# *Reporting schedule*

- End of 2008 – mid-term review and reports on its results will be included into progress reports to the PCB
- February 2009 and 2010 individual reports by Cosponsors and the Secretariat
- June 2009 and 2010 compiled reports on UNAIDS performance in UBW implementation:
  - Substantive monitoring
  - Financial monitoring
  - Evaluations (joint and synthesis of individual evaluations)



- SCREEN 7b -

> [Links](#)

This section can be used to present a second menu level.

The user can access more specific actions for each menu item.



## Achievement Edition (Sample):

[Back to the List](#)

Agency: UNHCR

Key result: Key Result I on Leadership, Coordination and Advocacy

Indicator Number: 1-Increased resources in countries through...

Baseline: Baseline text goes here ...

Data Source: Data source text goes here ...

Frequency: Frequency text goes here ...

Supplemental Data: Supplemental data text goes here ...

Indicator Description:

Description goes here ...


Report on Achievement:

Report on Progress:

Report on Lesson learned:

Report on Evaluation:

# Thank you



**UNAIDS**  
JOINT UNITED NATIONS PROGRAMME ON HIV/AIDS

UNHCR  
UNICEF  
WFP  
UNDP  
UNFPA

UNODC  
ILO  
UNESCO  
WHO  
WORLD BANK